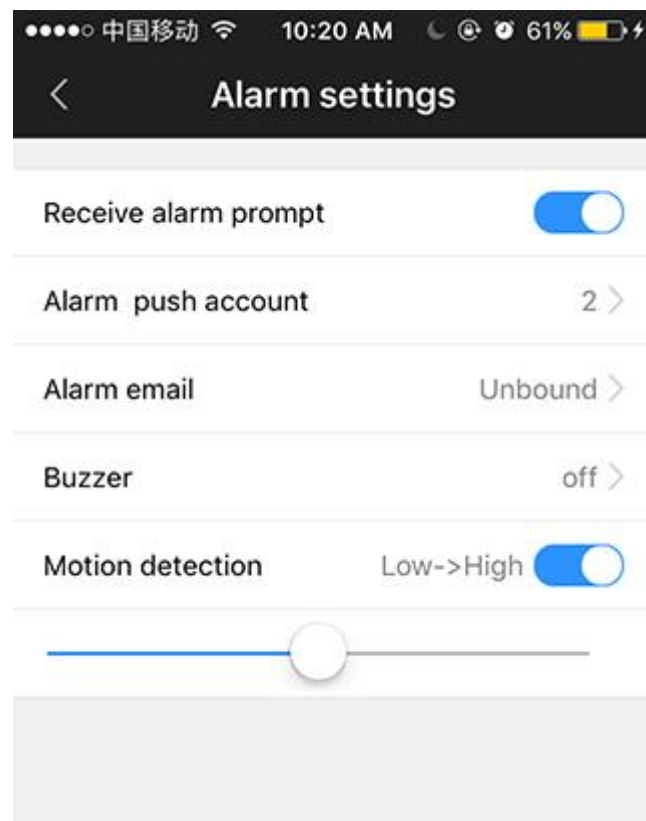


Step 1: Turn on alarm detection function

Access camera's setting, select "Alarm settings", here you can tweak alarm settings.

- Receive alarm prompt: turn on it, users can receive instant push notification once an alarm occurs.
- Alarm push account: delete Yoosee account's ID to let camera stop sending push notification to Yoosee accounts.
- Alarm email: config your own email smtp, receiving emails (with snapshot) when an alarm occurs.
- Buzzer: alarm siren time length
- Motion detection: enable/disable the video based motion detection, sensitivity is adjustable.

The setting example:



2 Yoosee accounts can receive alarm push notification, the camera's siren/speaker will not make warning sound when an alarm is triggered, video motion detection function is on.

Tap "Alarm email", you can bind an email account to let the camera send emails. Please note the camera will not read your email contents, it's only use your email SMTP connection to send email. Making sure your email account can allow app to use the SMTP connection.



No matter you are using gmail or yahoo mail, I highly recommend you to tap "Other email addresses", because you can manually config the SMTP connection.

Outlook.com / Hotmail SMTP settings:

- Server name: smtp-mail.outlook.com
- Port: 587
- Encryption method: STARTTLS

中国移动 9:53 AM 42%

Bind an email address Save

Addressee

Sender

Password

SMTP address

Port >

Encryption scheme

Secure | <https://outlook.live.com/owa/>

Apps For quick access, place your bookmarks here on the bookmarks bar. [Import bookmarks now...](#)

Outlook Mail


Search Mail and People

+ New | 🗑 Delete | 📁 Archive | Junk | 🧹 Sweep | Mov

^ Folders

Inbox	5818
Junk Email	107
Drafts	2

Attention: alarm(20180717:motion detection)

 Today, 1:50 AM
You ⌵

Yahoo Mail SMTP settings:

- Server - smtp.mail.yahoo.com
- Port - 465 or 587
- Requires SSL - Yes
- Requires TLS - Yes (if available)
- Requires authentication - Yes

Gmail SMTP settings:

- If you connect using SSL or TLS, you can send mail to anyone with smtp.gmail.com.
- Note: Before you start the configuration, make sure that Less secure apps is enabled for the desired account.
- Connect to smtp.gmail.com on port 465, if you're using SSL. (Connect on port 587 if you're using TLS.)
- Sign in with a Google username and password for authentication to connect with SSL or TLS.
- Ensure that the username you use has cleared the CAPTCHA word verification test that appears when you first sign in.
- Ensure that the account has a secure password.

中国移动 11:54 AM

Bind an email address Save

Addressee

Sender

Password

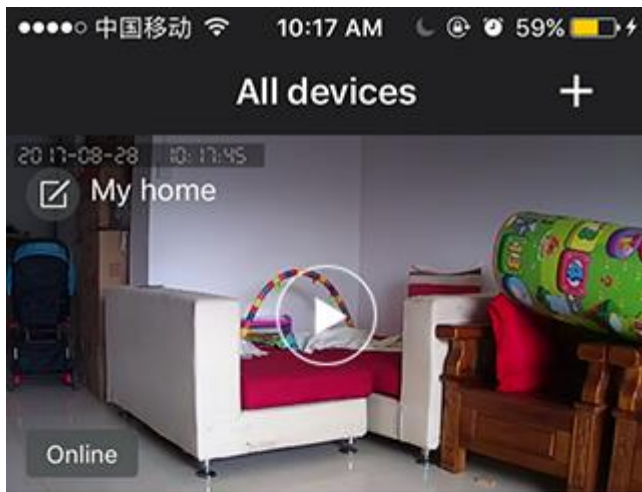
SMTP address

Port >

Encryption scheme

Allow less secure apps: ON

Some apps and devices use less secure sign-in technology, which could leave your account vulnerable. You can turn off access for these apps (which we recommend) or choose to use them despite the risks.



The camera is in arm status / alarm detection is working:

All devices



20 17-08-28 10:17:45

My home



Online



Defense

Playback

Settings

Camera is in Arm status /

alarm detection is in activating status

20 17-08-28

Office



Online



Device

Message

Image

My