

RiCi-E1, RiCi-T1

Fast Ethernet over E1/T1 Intelligent Converters



Connect Fast Ethernet
LANs over E1 or T1
circuits

EtherAccess

- Wire-speed packet forwarding
- 4 levels of QoS, based on four VLAN priority queues in accordance with 802.1p and IP Precedence
- Inband and out-of-band management access via ASCII terminal, Web browser, Telnet, or SNMP
- Plug-and-play using DHCP client
- VLAN stacking and tagging, keeping Ethernet user traffic completely separate from management data, while maintaining user VLAN settings intact

RiCi-E1 and RiCi-T1 are intelligent converters connecting Fast Ethernet LANs over full or fractional E1 or T1 circuits. They enable service providers and ISPs to supply transparent Ethernet services, without interfering with user traffic.

RiCi-E1 and RiCi-T1 comply with RAD's unique set of EtherAccess™ features. This feature set provides services and carrier backhaul applications over low and high-speed SDH/SONET and PDH circuits, from fractional and full E1/T1 or E3/T3 over STM-1/STM-4 to Gigabit Ethernet.

RiCi-E1 and RiCi-T1 are equipped with one E1/T1 port and one 10/100BaseTx port. Packets are forwarded from the Ethernet network to the TDM network at wire-speed, fully utilizing the expensive TDM circuit bandwidth.

The VLAN Priority bits (802.1p) and IP Precedence priority schemes enable users to define four different QoS levels, according to the application requirements.

RAD

data communications

The Access Company

RICi-E1, RICi-T1

Fast Ethernet over E1/T1 Intelligent Converters

The Fast Ethernet bridge handles 1800-byte frames, supporting VLAN applications and other protocols requiring large frame sizes. In filter mode, the bridge learns MAC addresses and filters local traffic, and in transparent mode it forwards any received packet.

VLAN stacking is used to tag direct user and management traffic to different VLANs, thus preserving the user LAN settings, fully separating user traffic from management data.

The DHCP client automatically obtains the IP address, the IP mask and the default gateway, minimizing installation time.

The units feature fault propagation. When a TDM link failure is detected, RICi-E1 and RICi-T1 closes the user port.

MANAGEMENT

The device is managed inband via the Fast Ethernet user ports or remotely via the TDM port. The device may be accessed via Telnet, a Web browser, or SNMP (for RADview-Lite). Management traffic and user Ethernet traffic transmit in the same Ethernet flow, separated by different VLANs. Local out-of band management is provided via an ASCII terminal.

DIAGNOSTICS

Remote loopbacks are used for troubleshooting on the physical layer.

A built-in ping utility checks IP connectivity by pinging remote IP hosts.

A trace-route application quickly traces a route from RICi-E1 or RICi-T1 to any other network device.

ENVIRONMENT

Temperature-hardened enclosures resistant to extreme temperatures (-22°C to 70°C/7.6° to 158°F) are available.

SPECIFICATIONS

E1 INTERFACE

Number of Ports

1

Compliance

G.703
G.704

Data Rate

2.048 Mbps

Line Code

HDB3, AMI

Framing

Unframed
Framed: G.732N

Max Frame Size

1800 bytes

Line Impedance

120Ω, balanced
75Ω, unbalanced

System Clock

Internal or loopback

Diagnostics

Remote loopback

Connector

RJ-45

T1 INTERFACE

Number of Ports

1

Compliance

ANSI T1.403

Data Rate

1.544 Mbps

Line Code

B8ZS, AMI

Framing

Unframed
Framed: D4 or ESF

Max Frame Size

1800 bytes

Line Impedance

100Ω, balanced

System Clock

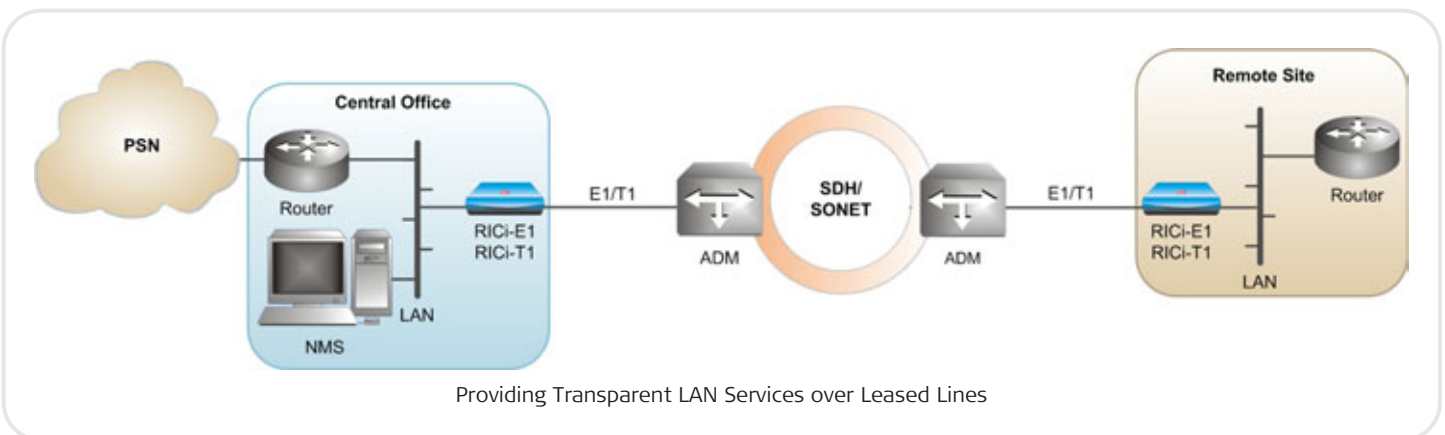
Internal or loopback

Diagnostics

Remote and FDL loopbacks

Connector

RJ-45



WAN PROTOCOL

Type

GFP (G.8040, G.7041/Y.1303)

RAD proprietary HDLC compatible with RAD products

Industry-standard HDLC

ETHERNET INTERFACE

Number of Learned MAC Addresses

Up to 512

Type

10/100 Mbps autonegotiation, full/half duplex

Compliance

Conforms to the relevant sections of IEEE 802.3 and 802.3u

Connector

RJ-45

GENERAL

Indicators

PWR (green) – Power status

TST (yellow) – Test status

ALM (red) – Alarm status

LOS (red) – Loss of signal

ETH LINK (green) – Ethernet link status

Power

Wide-range power supply:

AC/DC: 100 to 240 VAC

or 48/60 VDC (40 to 72 VDC)

DC: 24 VDC (available only with temperature-hardened metal enclosure)

Power Consumption

5W

Physical

Plastic enclosure:

Height: 43.7 mm (1.7 in)

Width: 220 mm (8.6 in)

Depth: 170 mm (6.7 in)

Weight: 0.5 kg (1.1 lb)

Metal enclosure:

Height: 43.7 mm (1.7 in)

Width: 215.5 mm (8.5 in)

Depth: 152.5 mm (6.0 in)

Weight: 0.58 kg (1.28 lb)

Environment

Temperature:

Regular unit:





0° to 50°C (32° to 122°F)

Temperature-hardened version:

-22° to 70°C (-7.6° to 158°F)

Humidity: Up to 90%, non-condensing

RICi Family Product Comparison Table

Feature	RICi-E1, RICi-T1 (Ver. 2.1)	RICi-E3, RICi-T3 (Ver. 1.1)	RICi-4E1, RICi-4T1 RICi-8E1, RICi-8T1 (Ver. 2.0B)	RICi-16 (Ver 2.1)
				
Protocol Type	RAD HDLC HDLC IS GFP (G.8040, G.7041/Y.1303)	RAD HDLC X.86 (LAPS)	MLPPP (BCP)	GFP (G.7041), GFPoPDH (G.8040) VCAT (G.7043) LCAS (G.7042)
Fault Propagation	Yes	Yes	Yes	Yes
MAC Address Table	512	512	2048	1024
QoS	VLAN Priority (802.1p) IP Precedence	VLAN Priority (802.1p)	VLAN Priority (802.1p) DSCP Per port	VLAN Priority (802.1p) DSCP Per port
QoS Mechanism	Strict	Strict	Strict	Strict
Host VLAN	Yes	Yes	Yes	Yes
VLAN Stacking Support	Yes	Yes	Yes	Yes

RICi-E1, RICi-T1

Fast Ethernet over E1/T1 Intelligent Converters

Ordering

RICi-E1/!/\$/?

RICi-T1/!/?

Legend

- !** Power supply/enclosure:
24 24 VDC with temperature-hardened metal enclosure
- ?** Temperature range:
H Wide-range power supply (100 to 240 VAC or 48/60 VDC) with temperature-hardened plastic enclosure

Note: Only one of the above options can be selected, or neither. If neither of the above options is selected, RICi-E1/T1 is supplied with a wide-range power supply (100 to 240 VAC or 48/60 VDC), with normal temperature range.

- \$** E1 interface type:
U Unbalanced E1 interface

Note: The unbalanced E1 option is supported via an adapter cable (CBL-RJ45/2BNC/E1, refer to Supplied Accessories).

SUPPLIED ACCESSORIES

- AC power cord
- DC adapter plug

CBL-RJ45/2BNC/E1

Interface adapter for converting a balanced E1 RJ-45 connector to a pair of BNC unbalanced coaxial connectors

Note: The CBL-RJ45/2BNC/E1 cable is supplied with the unbalanced E1 option.

OPTIONAL ACCESSORIES

CBL-DB9F-DB9M-STR

Control port cable

RM-33-2

Hardware kit for mounting one or two units in a 19-inch rack, for units with plastic enclosures

RM-35/@

Hardware kit for mounting one or two units in a 19-inch rack, for units with metal enclosures

- @** Rack mounting kit type:
P1 Kit for mounting one unit
P2 Kit for mounting two units

WM-35

Hardware kit for mounting one unit on a wall, for units with metal enclosures

International Headquarters
 24 Raoul Wallenberg Street
 Tel Aviv 69719, Israel
 Tel. 972-3-6458181
 Fax 972-3-6498250, 6474436
 E-mail market@rad.com

North America Headquarters
 900 Corporate Drive
 Mahwah, NJ 07430, USA
 Tel. 201-5291100
 Toll free 1-800-4447234
 Fax 201-5295777
 E-mail market@radusa.com

www.rad.com

Order this publication by Catalog No. 803522



data communications

The Access Company