



# ENFIS UNO Array 5x5 Violet 405nm

Smart, powerful, compact, efficient, reliable light

## Features & Benefits

- Intense, high-power Violet spot source
- Tuned for pumping phosphors
- Ultra-high power density
- Long-life and reliable, high-performance due to excellent thermal conductivity
- Simple connection via lead frame

## Outline Specification

- 5500mW typical power
- 0.5cm<sup>2</sup> Aperture
- 11000mW/cm<sup>2</sup> power density
- Input power: 38W
- Typical thermal resistance <1°C/W

## Light Engine Integration

Enfis can eliminate the time, cost and risk of integration by offering our arrays as part of a complete light engine solution

## Thermal Management

Enfis arrays are designed to provide excellent thermal conductivity and to be integrated effectively with thermal hardware to ensure optimum performance and life.

## Optics

Enfis UNO arrays provide a compact spot source with Lambertian emission characteristics. Enfis technical experts can advise a range of optical solutions to match your requirements.

## Power Management

Enfis provides a range of feature-rich, powerful drivers and power supplies for our arrays. Our applications team can provide you with a solution for your specific requirements.

## Applications & Markets

- Projection lighting
- Backlighting
- Forensic Investigation
- Skin treatments
- Dental curing
- Effect lighting



ENFIS LIMITED  
TECHNIUM 2, KING'S ROAD  
SWANSEA WATERFRONT  
SWANSEA SA1 8PJ UK

TEL +44 (0)1792 485660  
FAX +44 (0)1792 485537  
WWW.ENFIS.COM

**ENFIS** 

UNO Array 5x5 Violet 405nm Rev. 1 Sep 07

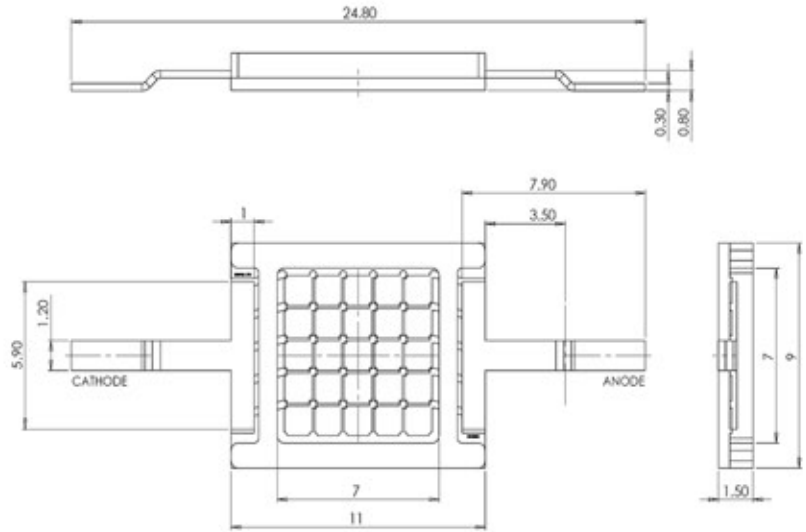


# Enfis UNO Array 5x5 Violet 405nm

## Technical Specification

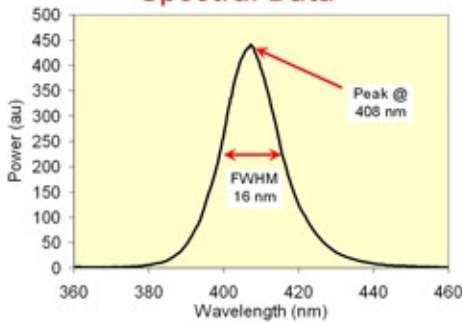
### Electro-Optical Characteristics

Item	Min	Typ	Max
Rated Current $I_f$ (mA)		2000	
Forward Voltage $V_f$ (Volts)	16	19	22
Peak Wavelength $\lambda_p$ (nm)	400	405	412
Spectral Width $\Delta\lambda$ (nm)	10	16	20
Total Radiant Flux $\Phi_R$ (mW)	4000	5500	
Radiant Flux Density $\Phi_R/A$ (mW/cm <sup>2</sup> )	8000	11000	
Total Electrical Power $P$ (W)		38	

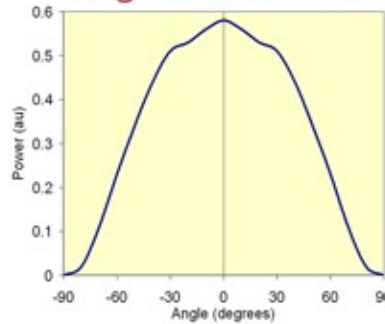


All measurements performed at heatsink temperature of 25°C

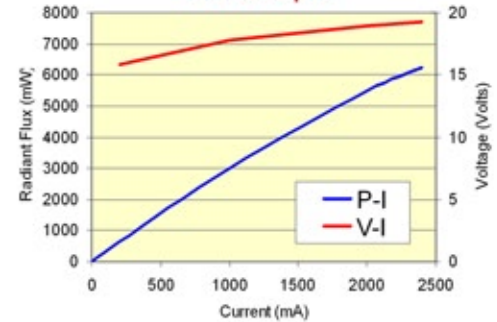
Spectral Data



Angular Distribution



LIV Graph



#### Heat Generation

Proper thermal design of the end product is of paramount importance. The operational junction temperature of each LED chip should be kept below 125°C. Please contact Enfis for further support in this matter.

#### Handling LED Array

Contact with the encapsulant on the surface of the LED array must be avoided to prevent damage. Do not apply pressure to the encapsulant or allow it to come into contact with the sharp objects. During operation the encapsulant will be hot and contact should be avoided.

#### Static Electricity

Care must be taken when handling, these products are sensitive to static electricity. Observe static handling precautions



#### Cleaning

Avoid touching the LED array surface. To clean – BLOW surface with either dry air or nitrogen gas

#### Eye Safety Precautions

The light output of the products may cause injuries to human eyes in circumstances where the products are viewed directly with unshielded eyes for more than a few seconds.



Please refer to IEC 60825-1:2001 for further information.

ENFIS LIMITED  
TECHNIUM 2, KING'S ROAD  
SWANSEA WATERFRONT  
SWANSEA SA1 8PJ UK

TEL +44 (0)1792 485660  
FAX +44 (0)1792 485537  
WWW.ENFIS.COM

**ENFIS**

UNO Array 5x5 Violet 405nm Rev. 1, Sep 07