

**Harvatek International Bi-Color Rectangular lamp
HVR-5X3XRA series**

Official Product	HVR-5X3XRA	Customer Part No.	Data Sheet No.
	*****	*****	HVR-5X3XRA
Specifications are subject to change without notice. Data and drawings herein are copyrighted.	Aug. 01, 2005	Version of 1.0	Page 1/8

DISCLAIMER

HARVATEK reserves the right to make changes without further notice to any products herein to improve reliability, function or design. HARVATEK does not assume any liability arising out of the application or use of any product or circuit described herein; neither does it convey any license under its patent rights, nor the rights of others.

LIFE SUPPORT POLICY

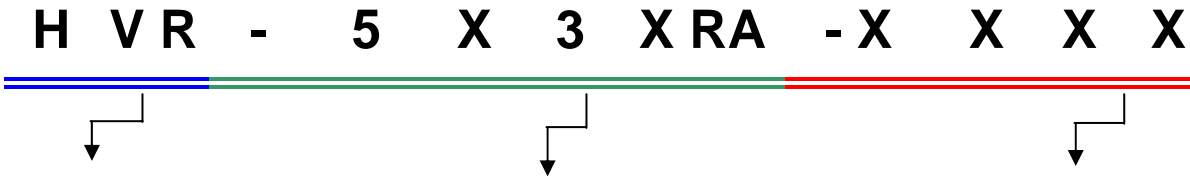
HARVATEK's products are not authorized for use as critical components in life support devices or systems without the express written approval of the President of HARVATEK or HARVATEK INTERNATIONAL. As used herein:

1. Life support devices or systems are devices or systems which, (a) are intended for surgical implant into the body, or (b) support or sustain life, and (c) whose failure to perform when properly used in accordance with instructions for use provided in the labeling, can be reasonably expected to result in a significant injury of the user.

2. A critical component in any component of a life support device or system whose failure to perform can be reasonably expected to cause the failure of the life support device or system, or to affect its safety or effectiveness.

Official Product	HVR-5X3XRA	Customer Part No.		Data Sheet No.
	*****	*****		HVR-5X3XRA
Specifications are subject to change without notice. Data and drawings herein are copyrighted.		Aug. 01, 2005	Version of 1.0	Page 2/8

Orderable Information



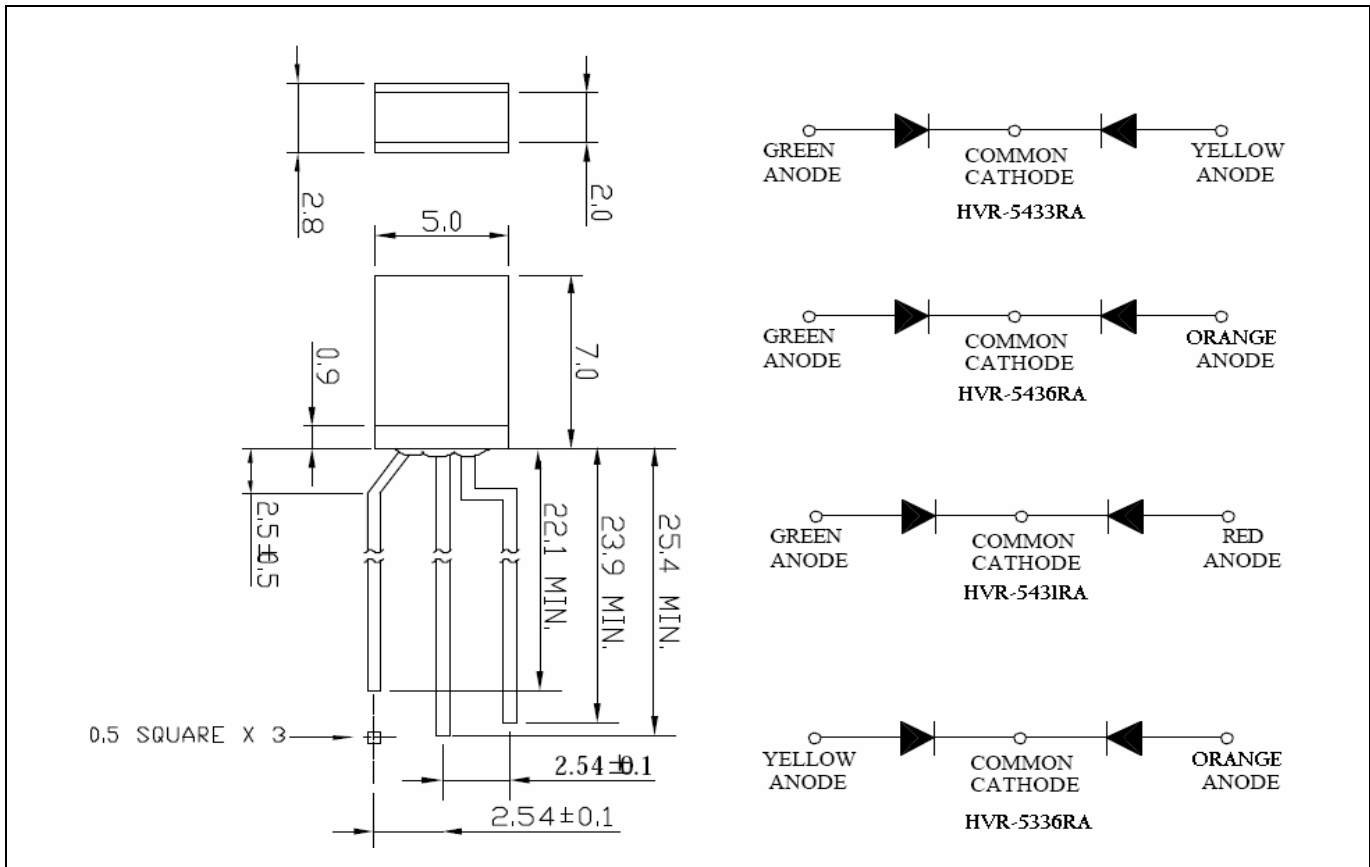
Series Name	Color Code	Customer specific code
HVR= Harvatek Rectangular Lamp	5433RA = Bi-color GaP Green and GaP Yellow, 5mm lamp with 3-pin 5436RA = Bi-color GaP Green and GaP Orange, with 3-pin 5431RA = Bi-color GaP Green and GaP Red, with 3-pin 5336RA = Bi-color GaP Yellow and GaP Orange, with 3-pin	Customer Code =XXXX

Official Product	HVR-5X3XRA	Customer Part No.	Data Sheet No.
	*****	*****	HVR-5X3XRA
Specifications are subject to change without notice. Data and drawings herein are copyrighted.		Aug. 01, 2005	Version of 1.0 Page 3/8

Features:

- PCB indication capability
- Easy to assemble
- IC compatible
- Popular 5mm x 7mm rectangular lens
- 3 Leads
- White diffused lens

Package dimension:



Note:

1. All Dimensions are in millimeters (inches)
2. Tolerance is +/- 0.25mm unless otherwise noted

Official Product	HVR-5X3XRA	Customer Part No.		Data Sheet No.
	*****	*****		HVR-5X3XRA
Specifications are subject to change without notice. Data and drawings herein are copyrighted.		Aug. 01, 2005	Version of 1.0	Page 4/8

Absolute maximum Rating (@ 25 degree C)

Parameter	Symbol	Green, Yellow, and Orange	Red	Unit
Power Dissipation	P _d	78	90	mW
Reverse Voltage	V _r	5	5	V
Forward Current	I _F	30	30	mA
Reverse Current	I _r	50	100	μA
Peak Current (1/10 Duty Cycle, 0.1ms pulse width)	I _F (Peak)	100	50	mA
Operating Temperature Range	T _{opr}	-25 to +85		° C
Storage Temperature Range	T _{stg}	-40 to +100		° C
Lead Soldering Temp		260		° C
Electrostatic discharge (HBM)	ESD	5		KV

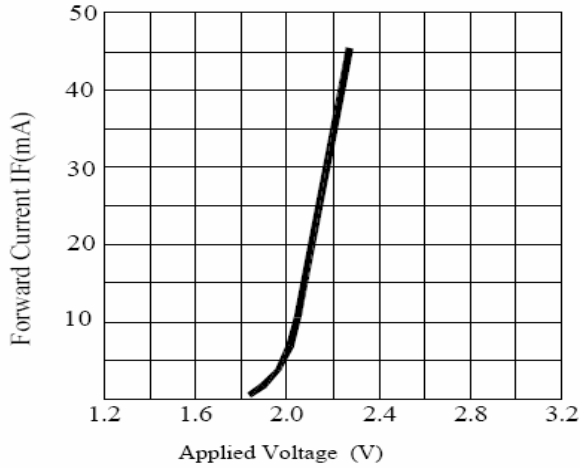
Electrical and Optical Characteristic (@ 25 degree C)

HVR-5X3XRA series					
Parameters	4 (Green)	6 (Orange)	1 (Red)	3 (Yellow)	Test Condition
Luminous Intensity:					
Min (mcd)	4.2	4.2	0.6	3.0	If=20mA
Typ (mcd)	10.0	8.0	1.5	6.5	If=20mA
Forward voltage (Vf)					
Typ	2.1	2.1	2.1	2.1	If=20mA
Max	2.6	2.6	3.0	2.6	If=20mA
Peak Wavelength (nm)	567	635	700	585	If=20mA
Spectral line half width (nm)	30	35	100	35	If=20mA
Viewing angle(degree)	85	85	85	85	If=20mA

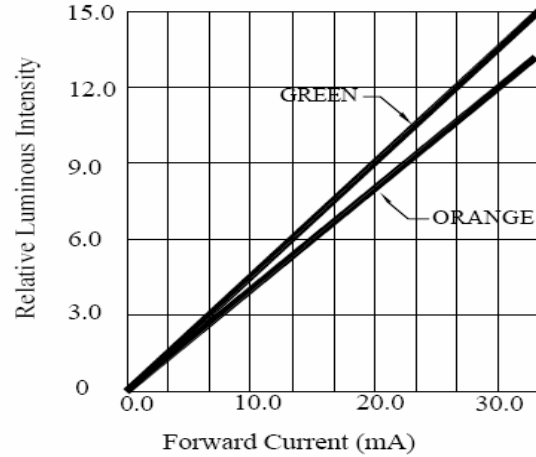
Brightness tolerance = +/- 15%

Official Product	HVR-5X3XRA	Customer Part No.		Data Sheet No.
	*****	*****		HVR-5X3XRA
Specifications are subject to change without notice. Data and drawings herein are copyrighted.		Aug. 01, 2005	Version of 1.0	Page 5/8

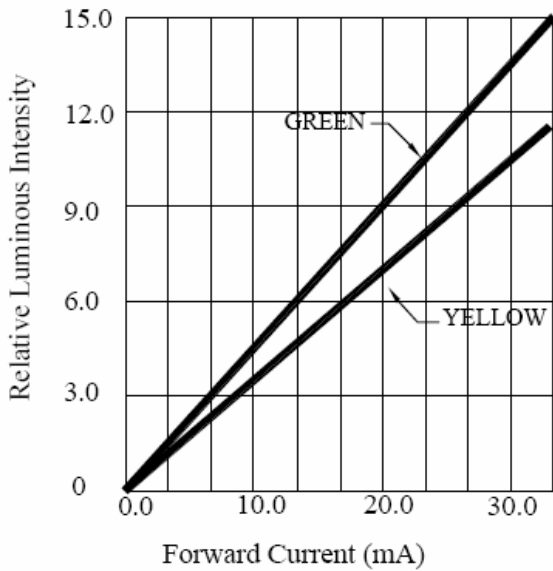
Characteristic Curves



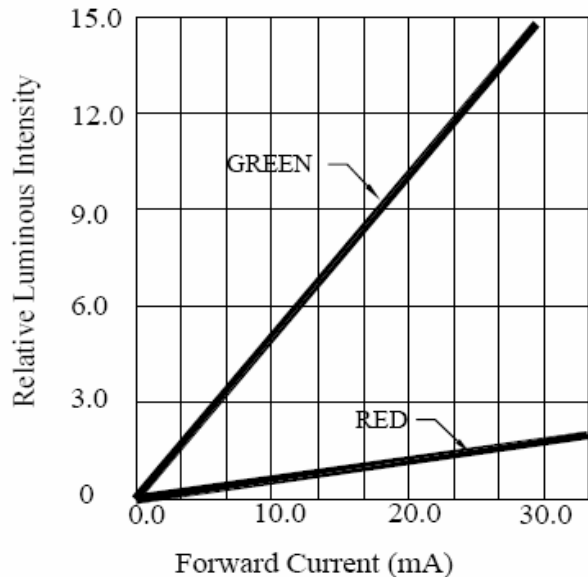
FORWARD CURRENT VS. APPLIED VOLTAGE



FORWARD CURRENT VS. LUMINOUS INTENSITY

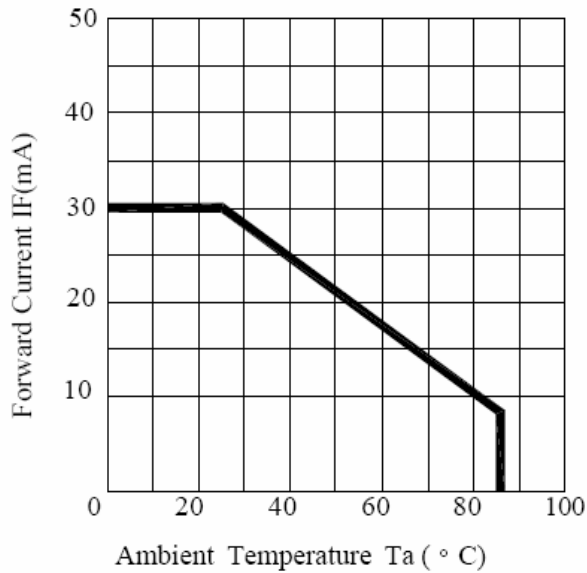


FORWARD CURRENT VS. LUMINOUS INTENSITY

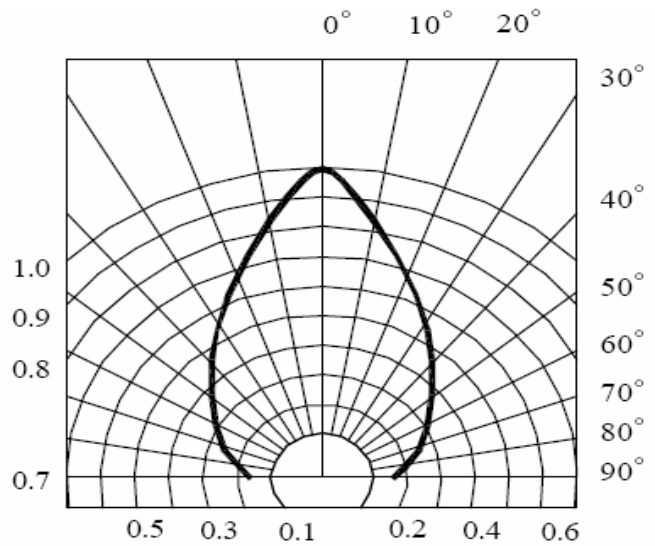


FORWARD CURRENT VS. LUMINOUS INTENSITY

Official Product	HVR-5X3XRA	Customer Part No.	Data Sheet No.
	*****	*****	HVR-5X3XRA
Specifications are subject to change without notice. Data and drawings herein are copyrighted.		Aug. 01, 2005	Version of 1.0
			Page 6/8



AMBIENT TEMPERATURE VS. FORWARD CURRENT



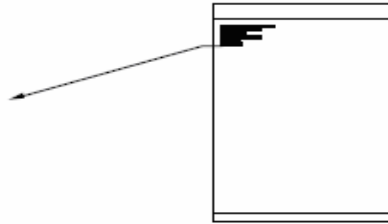
RADIATION DIAGRAM

Official Product	HVR-5X3XRA	Customer Part No.	Data Sheet No.
	*****	*****	HVR-5X3XRA
Specifications are subject to change without notice. Data and drawings herein are copyrighted.		Aug. 01, 2005	Version of 1.0
			Page 7/8

ENCASED TYPE

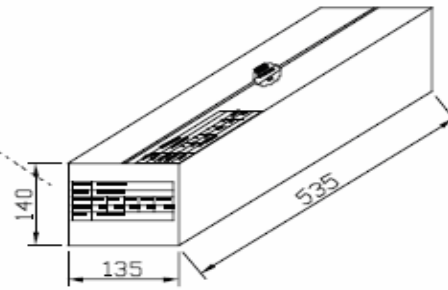
PLASTIC PACKAGE
QUANTITY: 1,000 PCS

Harvatek	
PART NO :	HVA-XXXXX-XXXX
QTY :	PCS
LOT NO :	XXXXXXXXXX
DATE :	
BIN CODE:	
Barcode:	



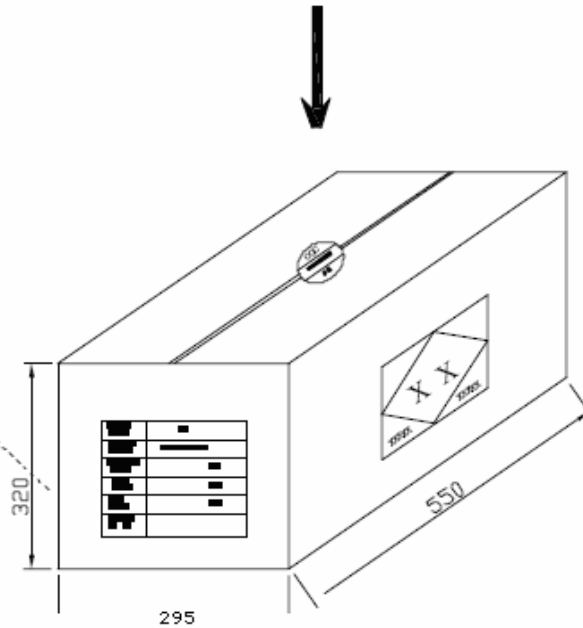
INNER BOX
QUANTITY: 15 PACKETS
TOTAL: 15,000 PCS

PART NO.	HVA-XXXXX-XXXX				
LOT NO.	XXXXXXXXXX				
BIN CODE	XxX	XxX	XxX	XxX	TOTAL
QUANTITY	PCS	PCS	PCS	PCS	PCS
DATE	XXXX, XX, XX				



OUTER CARTON
QUANTITY: 4 BOX
TOTAL: 60,000 PCS

C/TNO. 箱號	XX
PART NO. 料號	HXX-XXXXX-XXXX
QUANTITY 數量	PCS
N.W. 淨重	KGS
G.W. 毛重	KGS
REMARK 備註	
BarCode	



Official Product	HVR-5X3XRA	Customer Part No.		Data Sheet No.
	*****	*****		HVR-5X3XRA
Specifications are subject to change without notice. Data and drawings herein are copyrighted.		Aug. 01, 2005	Version of 1.0	Page 8/8