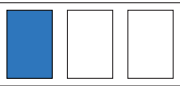


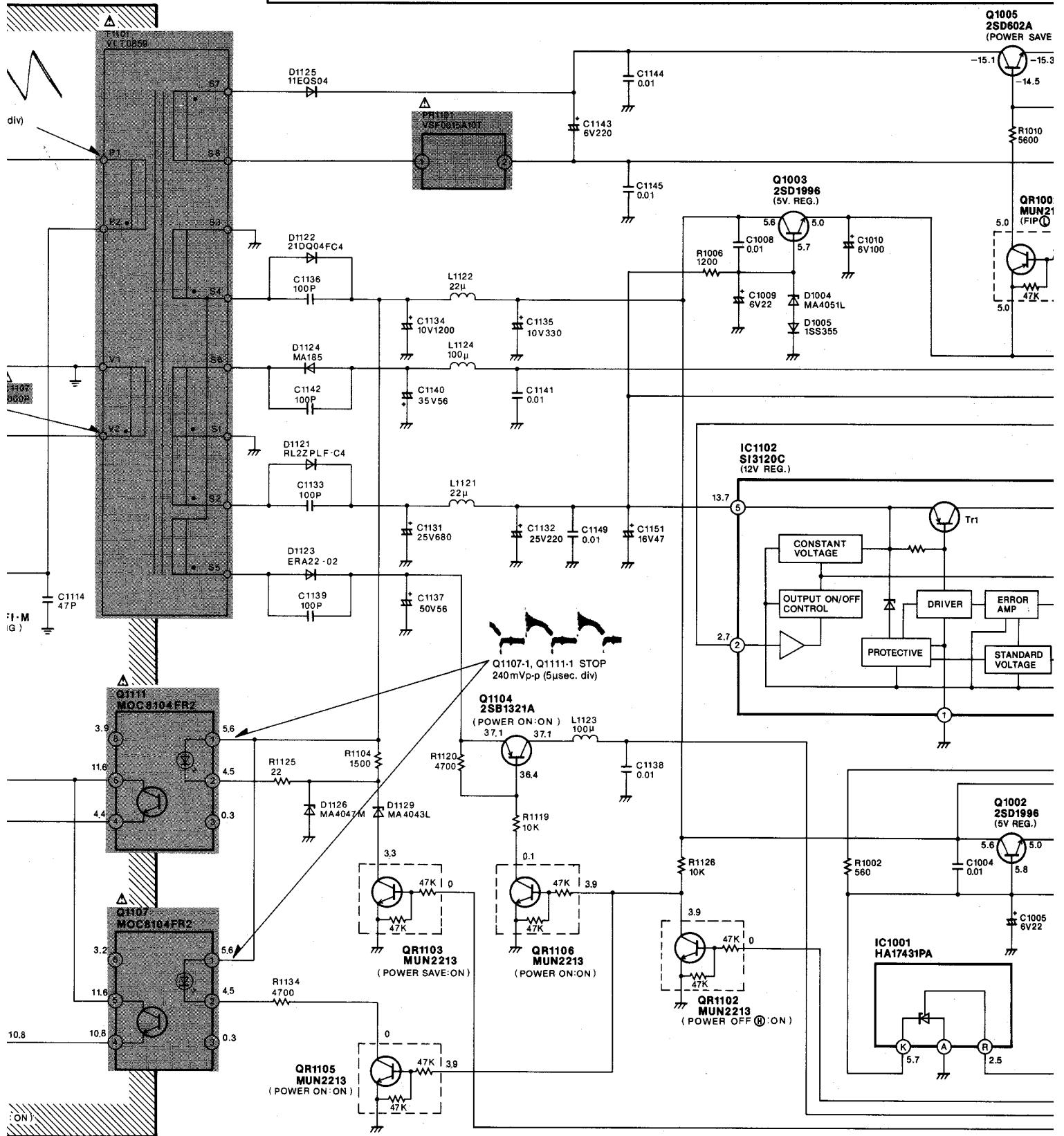
4-1. POWER SUPPLY SECTION IN MAIN SCHEMATIC DIAGRAM (NV-SD450EE



50EE)

CAUTION

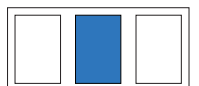
THE RED MARK INDICATES THE PRIMARY CIRCUIT TO DISTINGUISH THE P
THE SECONDARY CIRCUIT.
PAY ATTENTION NOT TO RECEIVE AN ELECTRIC SHOCK DURING REPAIR AN
THE PRODUCTS.



NOTE 1. WHEN MEASURE THE VOLTAGE OR WAVEFORM ON THE POWER TRANSFORMER
CIRCUIT, SET THE GND TERMINAL OF MEASURING POINT AS FOLLOWS.

PRIMARY SIDE
SECONDARY SIDE

NOTE 2. THE DC VOLTAGE INDICATED IN
INPUT AC IS 240V.



STINGUISH THE PRIMARY FROM
DURING REPAIR AND SERVICE OF

