

KS-3 Block Diagram

06216-1-Final

Project Code: 91.4B401.001
PCB(Raw Card):

PCB Layer Stackup

- L1: Component
- L2: GND
- L3: Signal 1
- L4: VCC
- L5: Signal 2
- L6: Signal 3
- L7: GND
- L8: Component

Battery Charger/Selector

MAX8765 60	
INPUTS	OUTPUTS
DOCK_PWR19_F	M-BAT-PWR
	S-BAT-PWR

System DC/DC

MAX8744 65	
VINT19	VCC5M
	VCC3M

CPU DC/DC

ADP3207 66	
VINT19	VCCPCUCORE

GMCH GFX CORE

ADP3209 68	
VINT19	VCCGFXCORE

VCCIR8M

MAX8632 69	
VINT19	VCCIR8M

VCCIR05B

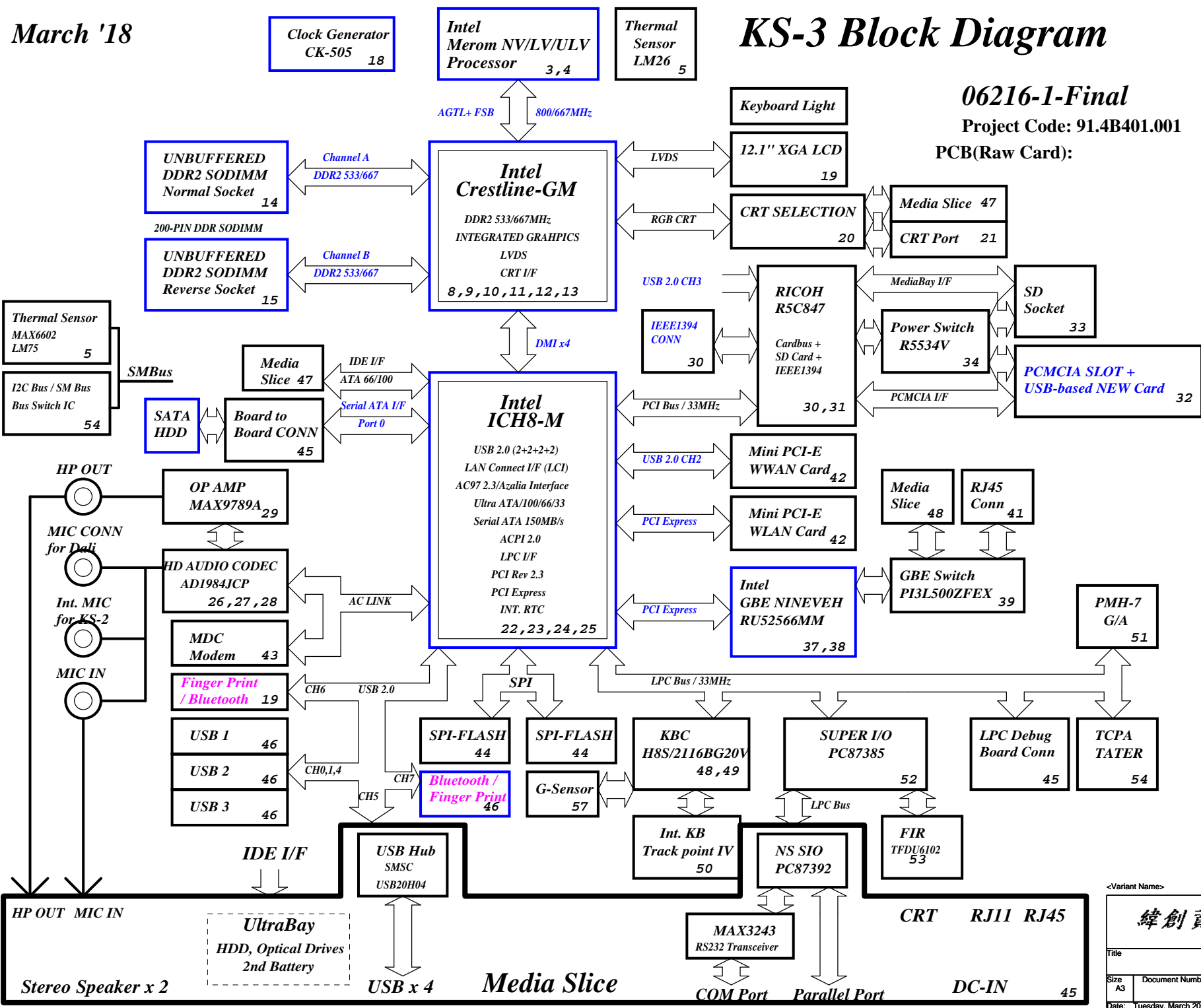
MAX1540ETJ+T 70	
VCC3M	VCCIR05M

VCCIR5M

MAX1540ETJ+T 70	
VCC3M	VCCIR5M

VCCIR25AMT

APL5912 71	
VCCIR5M	VCCIR25AMT



<Variant Name>

緯創資通 Wistron Corporation
21F, 88, Sec.1, Hsin Tai Wu Rd., Hsichih, Taipei Hsien 221, Taiwan, R.O.C.

Block Diagram		
Title	Document Number	Rev
	KS note-3	-1
Date: Tuesday, March 20, 2007	Sheet 1 of 78	

RESISTOR

Symbol name	Value	Tolerance (J: 5%, F: 1%, D: 0.5%, B: 0.1 %)	Rating 0402=> 1/16W, 25V 0603 => 1/16W, 75V 0805 => 1/10W, 100V	Size 2=>0402, 3=>0603, 5=>0805, 6=>1206, 0=>1210
10KR3	10K Ohm	If no letter, it means J: 5%	1/16W, 75V	0603
33D3R5	33.3 Ohm	If no letter, it means J: 5%	1/10W, 100V	0805
1KR3F	1K Ohm	F: 1%	1/16W, 75V	0603

The naming rule is value + R + size + tolerance
 For the value, it can be read by the number before R. (R means resistor)
 For the tolerance, it can be read from the last letter.
 For the rating, we don't show on the symbol name.
 For the size, R2=>0402, R3=>0603, R5=>0805,.....

CAPACITOR

Symbol name	Value	Tolerance (M: +/-20, K: +/-10, Z: +80/-20)	Rating	Size 2=>0402, 3=>0603, 5=>0805, 6=>1206, 0=>1210
SCD1U10V2MX-1	0.1uF	M/X5R	10V	0402
SC10U6D3V5MX	10uF	M/X5R	6.3V	0805
SC2D2U16V5ZY	2.2uF	Z/Y5V	16V	0805

The naming rule is
 Capacitor type + value + rating + size + tolerance + material
 SCD1U10V2MX-1
 SC=> SMT Ceremic, TC=> POS cap or SP cap
 D1U => 0.1uF
 10V => the voltage rating is 10V
 2=> 0402, 3=>0603, 5=>0805
 M=>tolerance M, K, Z
 X=> X7R/X5R, Y=> Y5V
 -1 => symbol version, nonsense to EE characteristic

PLANAR_ID[3..0]

ICH8-M GPIO#	39	38	37	36	Planar ID Version	Planar PCB Version
PLANAR_ID#	3	2	1	0		
	0	0	0	0	KSnote-3 Pre-DV	SA
	0	0	0	1	DV1	SB
	0	0	1	0	FVT	SC
	0	0	1	1	DV2	SD
	0	1	0	0	DV2-R, SIT	SE, SF
	0	1	0	1	SIT (Dali-2)	SG
	0	1	1	0	SIT-R	SH
	0	1	1	1	SVT	-1

EC HISTORY

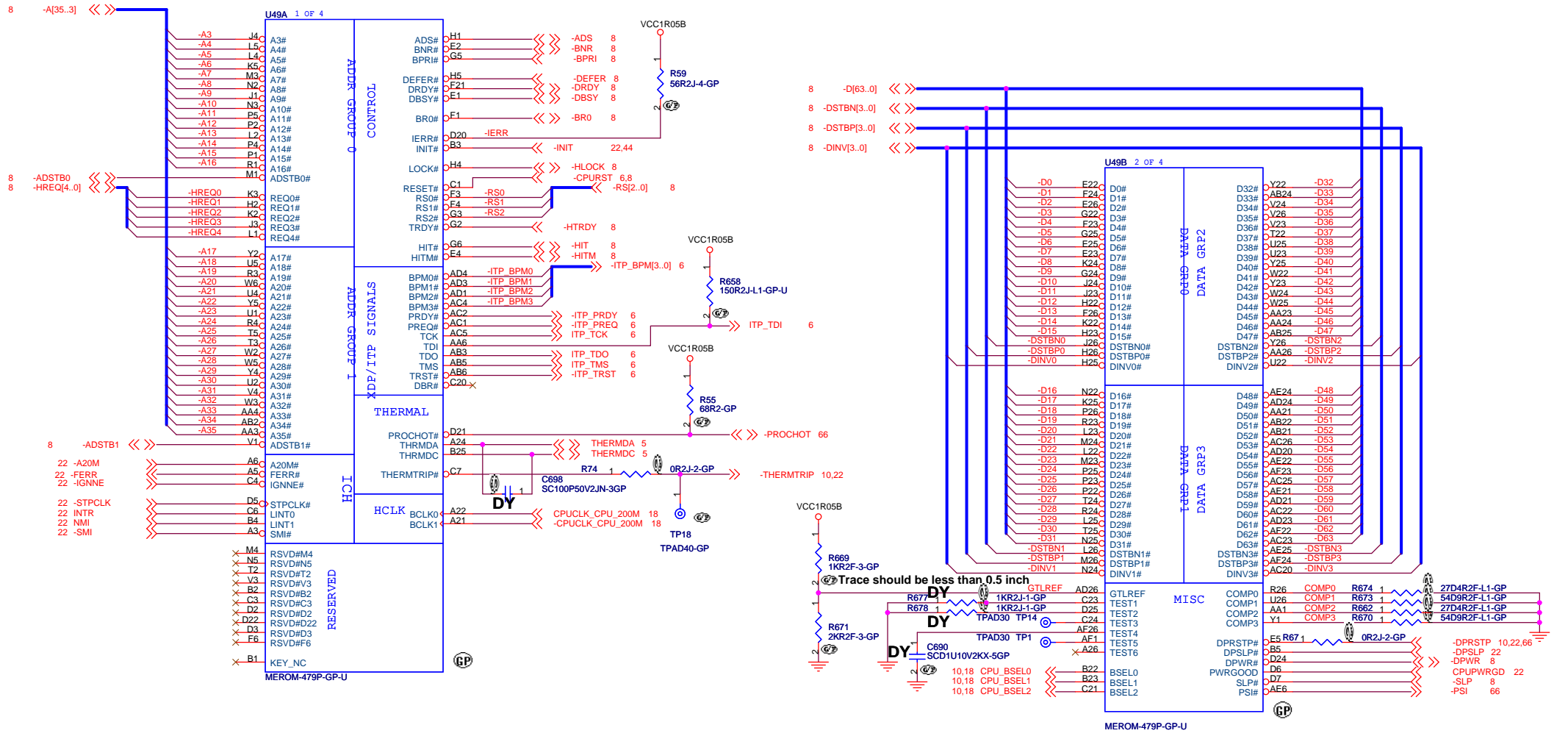
Stage	Date	EC No.	Page	Note
DV	7/19	EC019	69	Add R856 connect U22 pin.5 and MPWRG
DV	7/19	EC019	74	Add R857(DY)
DV1	7/21	EC001	56	Add 2nd FAN Control logic in P.56
DV1	7/21	EC001	18	Delete C590,C593,C589,C579,R833,R834 make DREFCLK_96M connect to U67 Pin.5 -DREFCLK_96M connect to U67 Pin.6 Reset R514,R515,R573 to 1ohm
DV1	7/21	EC001	11	Add C590,C905,C906,C593,C579,C589 and connect to U53F Pin.AC16
DV1	7/21	EC001	12	Reset C139,C145,C701 to 6.3V 10%
DV1	7/21	EC001	10	Reset U27 to Dummy, R250 to ASM
DV1	7/21	EC001	48	Reset R212 to DY Add -90W_AC connect to U26A Pin.11
DV1	7/21	EC001	49	Reset R291 to DY Add GSENSE_TST connected to U26B Pin.F3 Add FAN2_ON, FAN2_FRQ
DV1	7/21	EC001	24	Reset R337 to DY,R341 to ASM
DV1	7/21	EC001	19	Reset R649,U12,R49 to DY, R648 to ASM
DV1	7/21	EC001	46	Delete F6,Q25,R133,C224 and -2NDFAN_ON
DV1	DV1	EC001	68	Reset R427,R451,R442,R439,R420 to 22k ohm Change the power from VCC5M to VCC3M

PCI TABLE

DEVICE	IDSEL	IRQ (Default)	REQ# / GNT#
MINIPCI SLOT	AD18	F, G	REQ# 3/ GNT#3
CARDBUS R5C811	AD16	SERIRQ	REQ#0 / GNT#0
USB UHCI	AD29	A, C, D	
USB 2.0 EHCI	AD29	H	
DMI-to-PCI/ AC97 Modem/ AC97 Audio	AD30	B B	
LPC Bridge IDE SATA SMBus	AD31	C C B	
PCI Express	AD28	A, B, C, D	

<Variant Name>

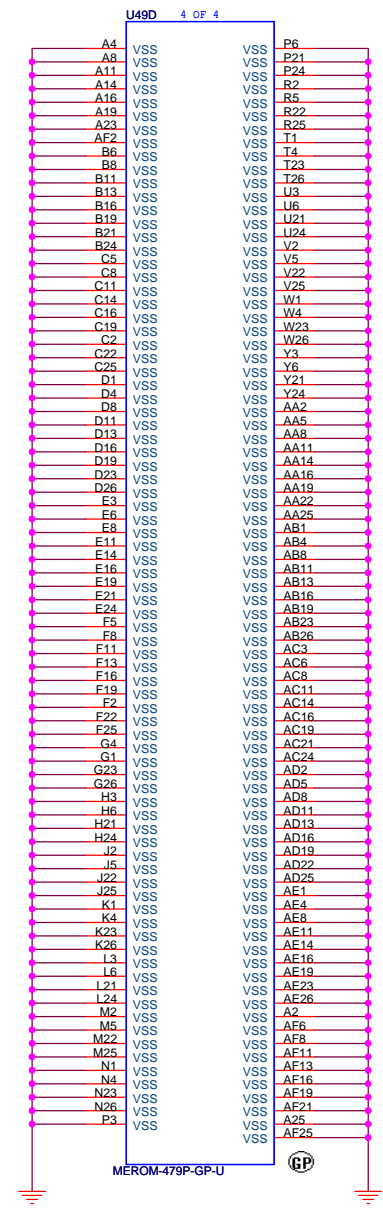
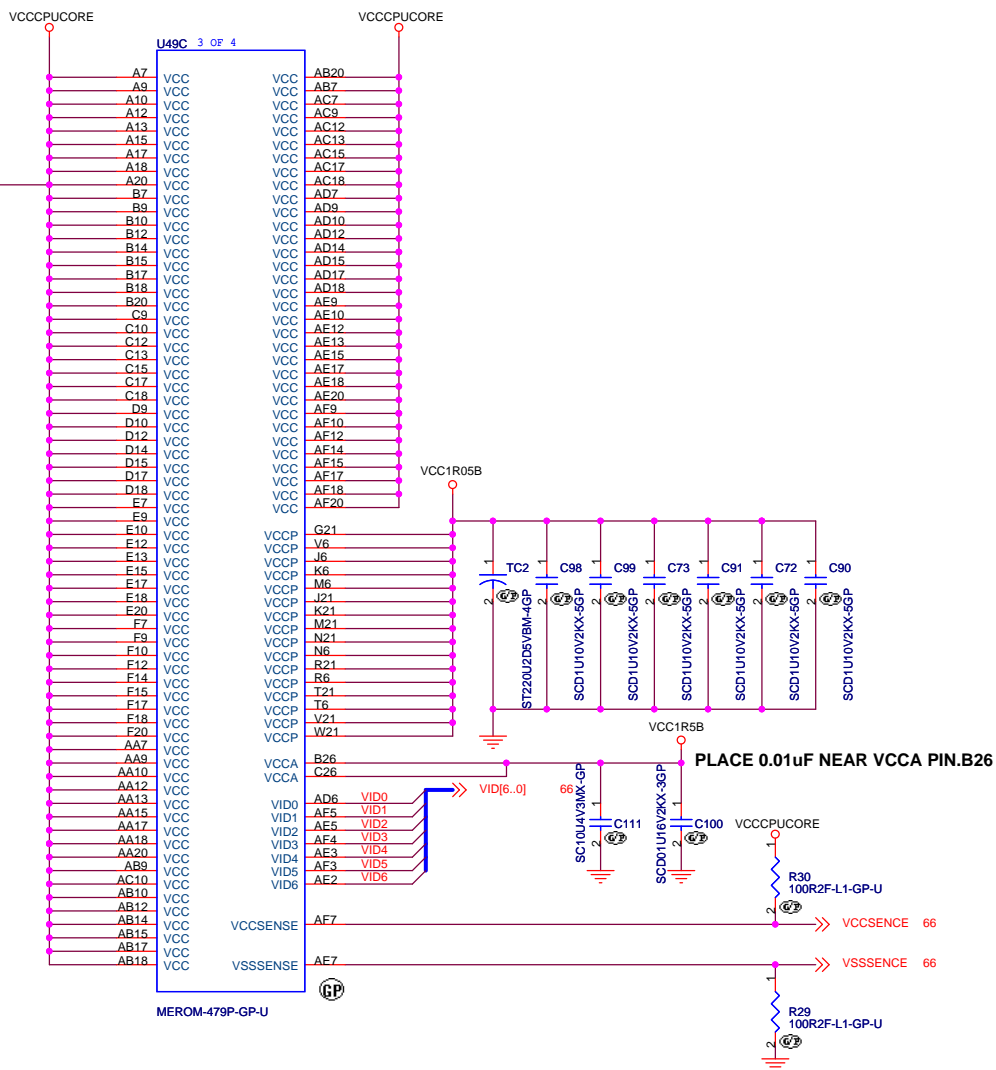
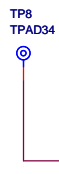
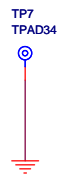
緯創資通		Wistron Corporation	
<small>21F, 88, Sec.1, Hsin Tai Wu Rd., Hsichih, Taipei Hsien 221, Taiwan, R.O.C.</small>			
Reference			
Title	Document Number		Rev
	KS Note-3		-1
Size A3	Date: Tuesday, March 20, 2007		Sheet 2 of 78



Trace should be less than 0.5 inch

<Variant Name>

緯創資通		Wistron Corporation	
		21F, 88, Sec.1, Hsin Tai Wu Rd., Hsichih, Taipei Hsien 221, Taiwan, R.O.C.	
Merom CPU(1/3)			
Title	Document Number	Rev	
Size A3		KS note-3	
Date: Tuesday, March 20, 2007	Sheet 3	of 78	



<Variant Name>

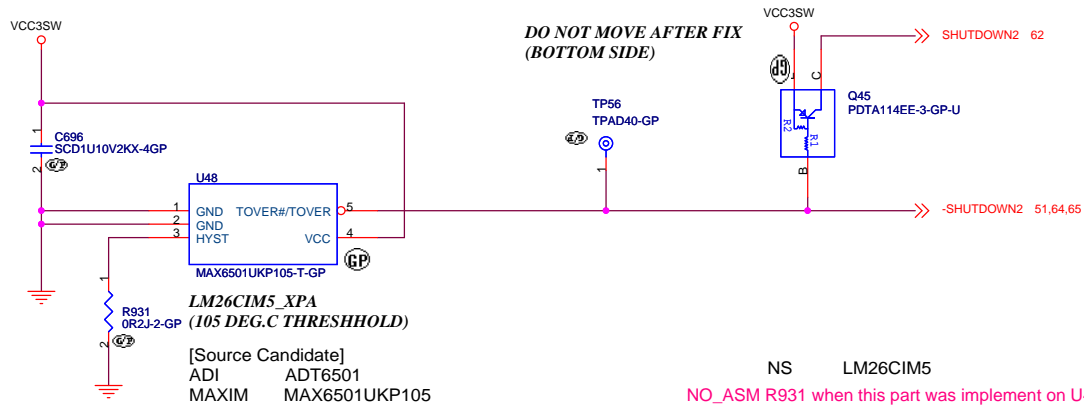
緯創資通 Wistron Corporation
21F, 88, Sec.1, Hsin Tai Wu Rd., Hsichih, Taipei Hsien 221, Taiwan, R.O.C.

Title: **Merom CPU(2/2)**

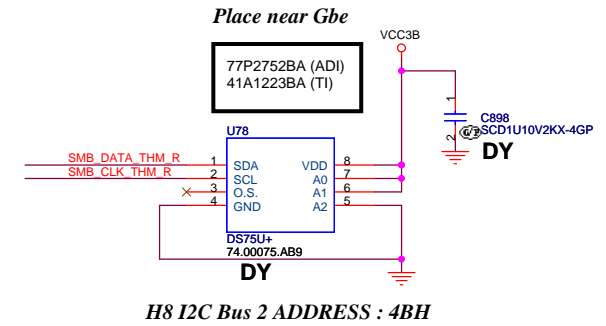
Size: A3 | Document Number: **KS note-3** | Rev: -1

Date: Tuesday, March 20, 2007 | Sheet: 4 of 78

Thermal Sensor LM26 for CPU

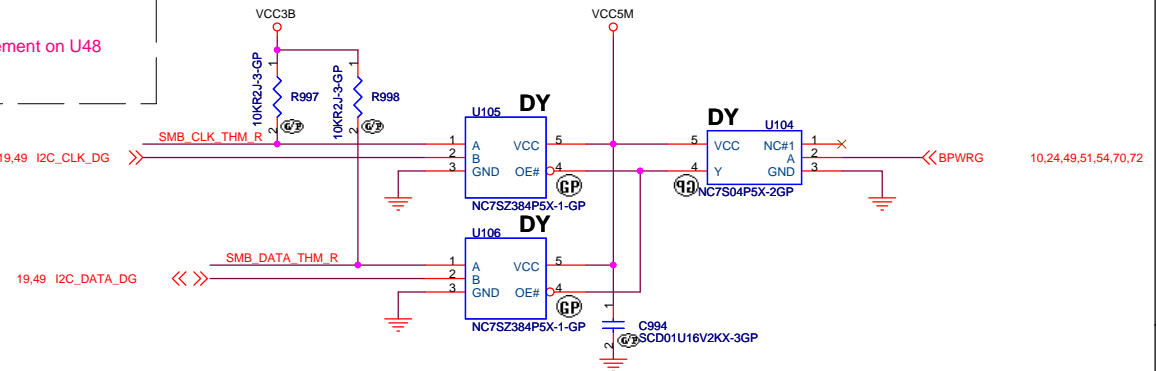


Thermal Sensor LM75 for Gbe module



DALI2 uP/Thermal Sensor IIC BUS 19,49 I2C_CLK_DG

	KS3	Dali2
U104	NoASM	ASM
U105	NoASM	ASM
U106	NoASM	ASM



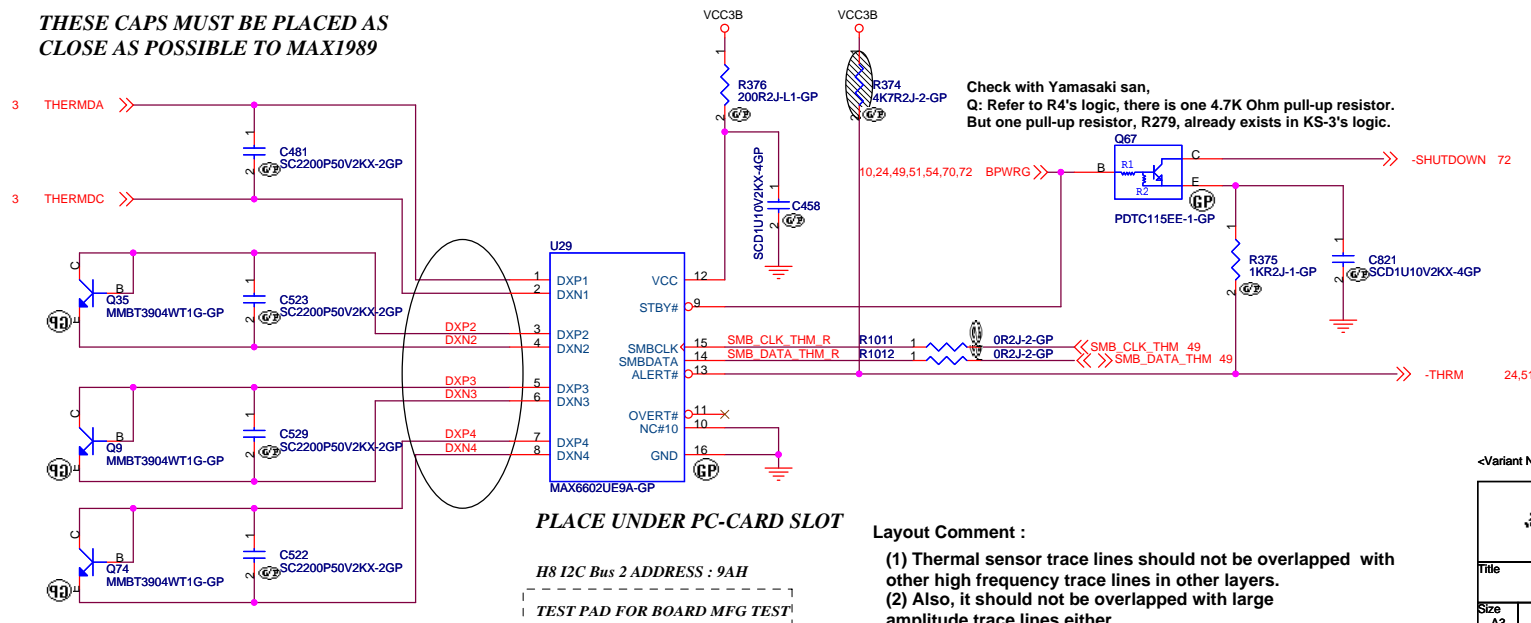
THESE CAPS MUST BE PLACED AS CLOSE AS POSSIBLE TO MAX1989

TO CPU DIE

DDR MODULE

TO VCORE FET

TO MINI CARD



Layout Comment :

- (1) Thermal sensor trace lines should not be overlapped with other high frequency trace lines in other layers.
- (2) Also, it should not be overlapped with large amplitude trace lines either.

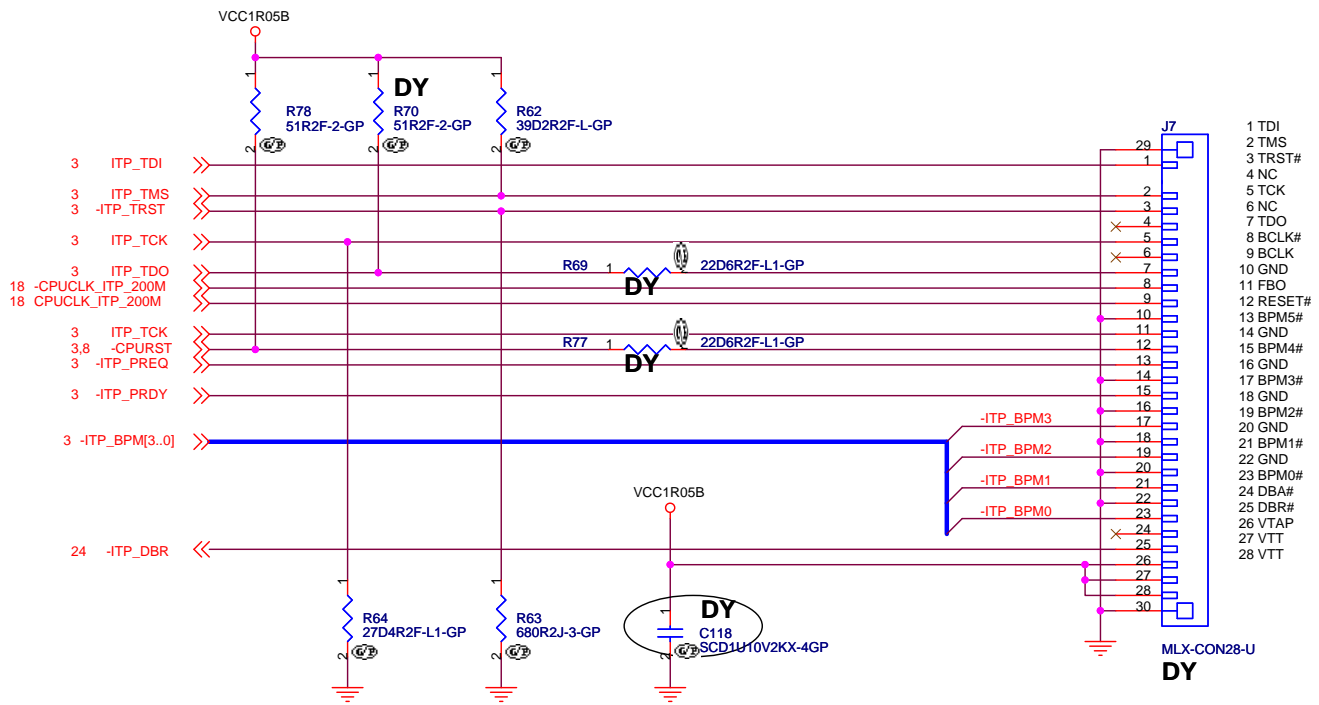
<Variant Name>

緯創資通 Wistron Corporation
21F, 88, Sec.1, Hsin Tai Wu Rd., Hsichih, Taipei Hsien 221, Taiwan, R.O.C.

Title: **THERMAL SENSOR**

Size: A3 Document Number: **KS note-3** Rev: -1

Date: Tuesday, March 20, 2007 Sheet 5 of 78



- 1 TDI
- 2 TMS
- 3 TRST#
- 4 NC
- 5 TCK
- 6 NC
- 7 TDO
- 8 BCLK#
- 9 BCLK
- 10 GND
- 11 FBO
- 12 RESET#
- 13 BPM5#
- 14 GND
- 15 BPM4#
- 16 GND
- 17 BPM3#
- 18 GND
- 19 BPM2#
- 20 GND
- 21 BPM1#
- 22 GND
- 23 BPM0#
- 24 DBA#
- 25 DBR#
- 26 VTAP
- 27 VTT
- 28 VTT

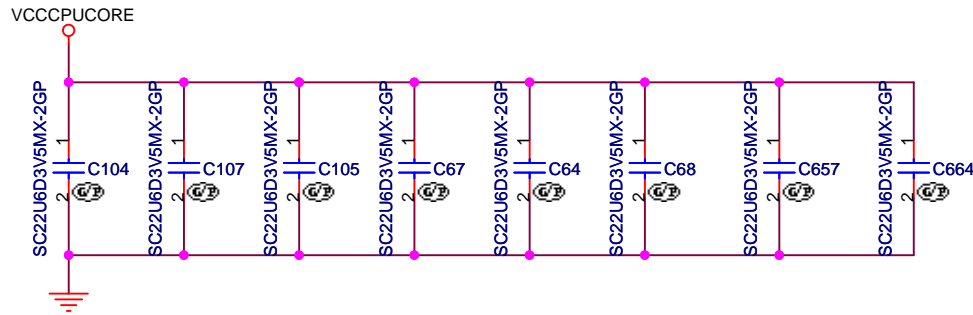
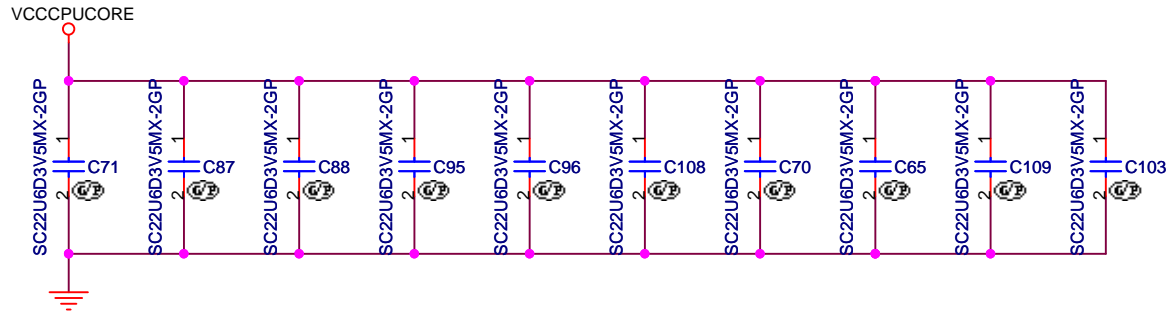
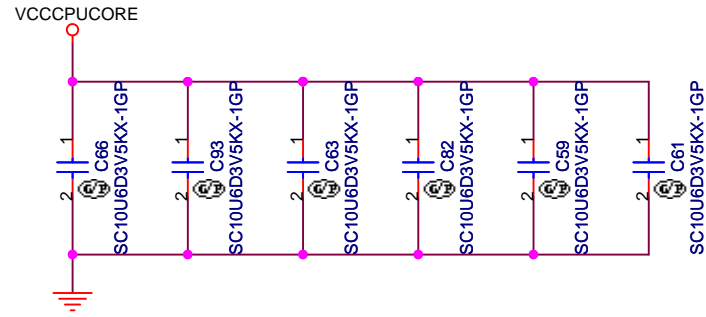
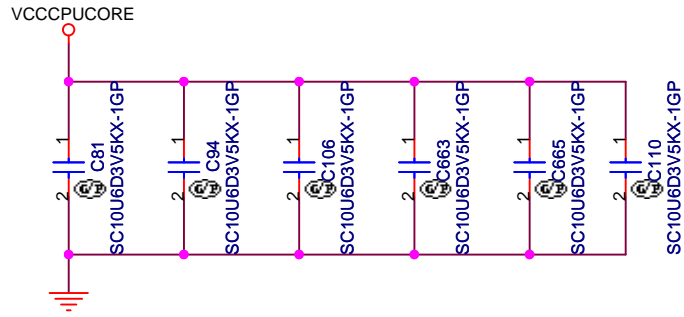
(*1) TCK SIGNAL IS BRANCHED AT CPU'S PIN
 (*2) CPURST# SIGNAL IS BRANCHED AT GMCH'S PIN

Ref Des	For ITP 700Flex	For ITP-XDP
J7	NO_ASM-->ASM	NO_ASM-->ASM
C118	NO_ASM-->ASM	NO_ASM-->ASM
R658	ASM (No Change)	ASM--> 51 5% ASM
R69	NO_ASM-->ASM	NO_ASM-->ASM
R77	NO_ASM-->ASM	NO_ASM-->1K 5% ASM
R63	ASM (No Change)	ASM (No Change)
R78	ASM (No Change)	ASM-->NO_ASM
R70	ASM (No Change)	ASM (No Change)
R64	ASM (No Change)	ASM-->51 5% ASM
R62	ASM (No Change)	ASM-->51 5% ASM


Rxxx(*) is the pull-up resistor on ITP_TDI

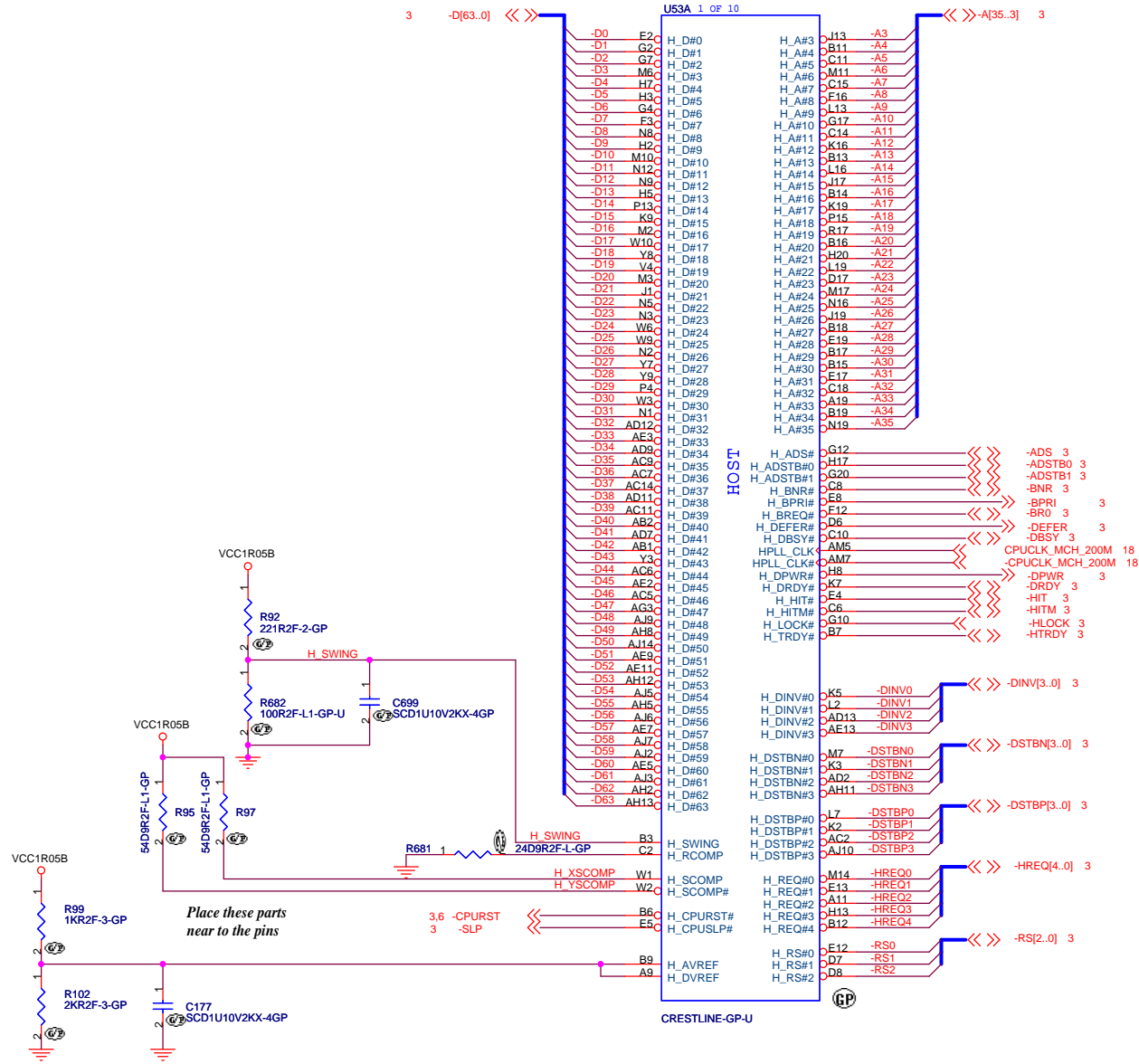
<Variant Name>

Wistron Corporation 21F, 88, Sec.1, Hsin Tai Wu Rd., Hsichih, Taipei Hsien 221, Taiwan, R.O.C.		
ITP CONN		
Size Custom	Document Number KS note-3	Rev -1
Date: Tuesday, March 20, 2007		Sheet 6 of 78



<Variant Name>

 Wistron Corporation 21F, 88, Sec.1, Hsin Tai Wu Rd., Hsichih, Taipei Hsien 221, Taiwan, R.O.C.	
VCCCPUCORE DECOUPLING	
Title VCCCPUCORE DECOUPLING	Document Number KS note-3
Size A4	Rev -1
Date: Tuesday, March 20, 2007	Sheet 7 of 78



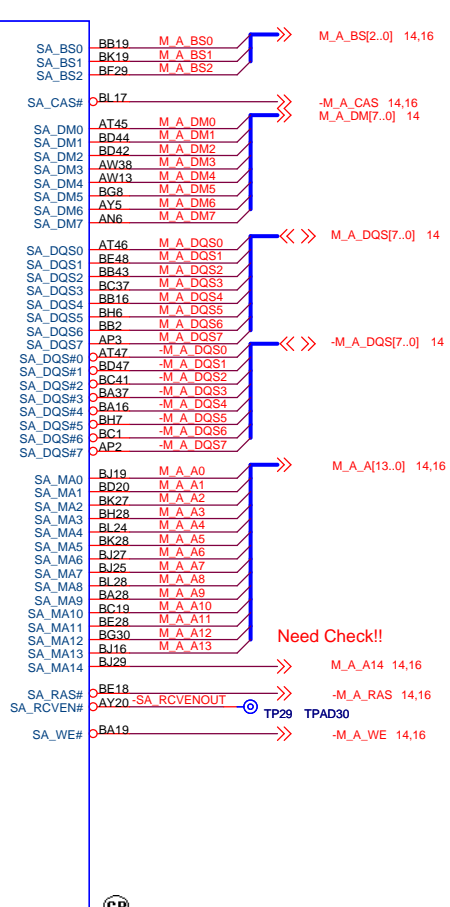



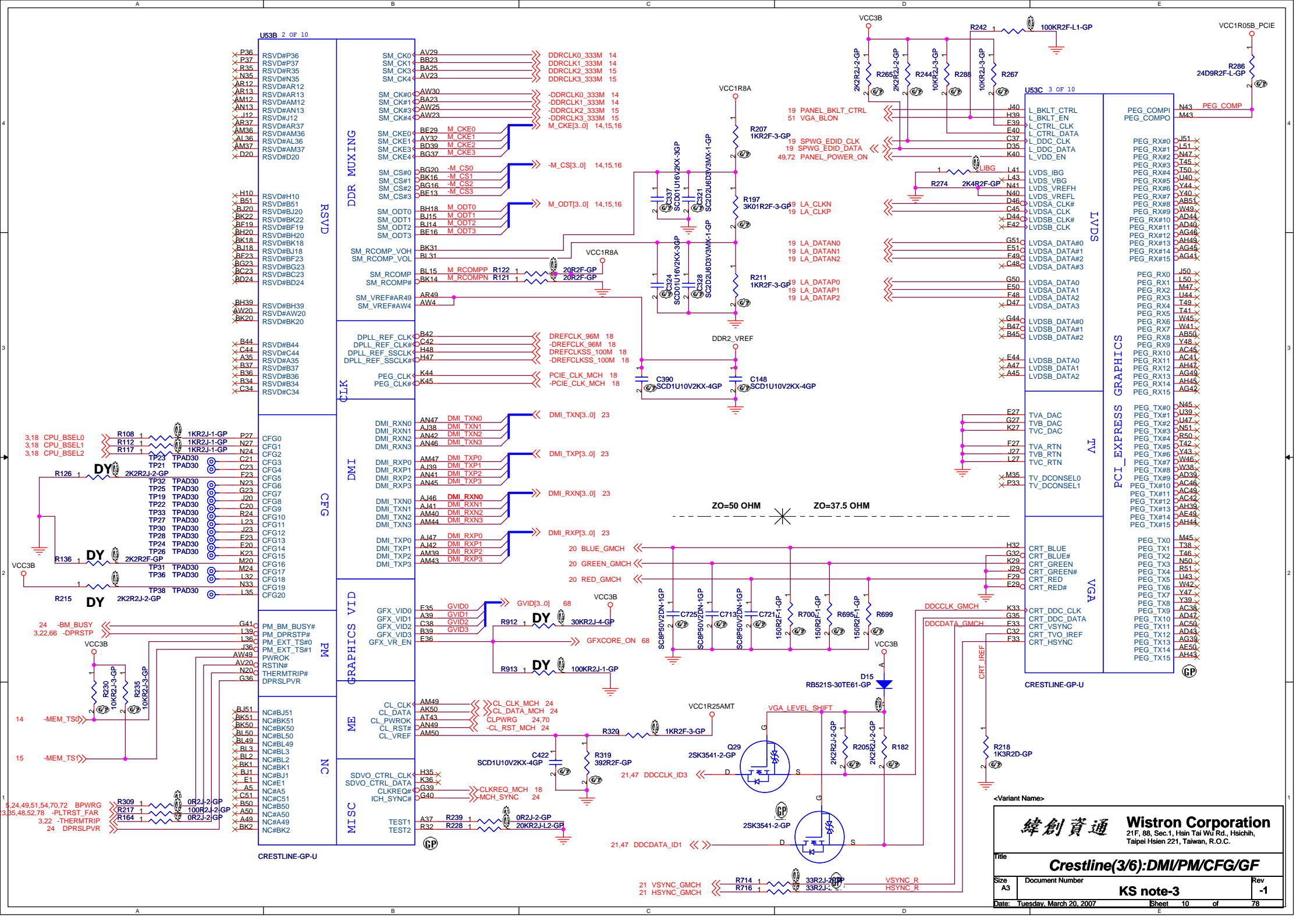
Route H_XRCOMP &
H_YRCOMP 10 mil wide /
20 mil spacing

Route H_XSWING & H_YSWING
10 mil wide / 20 mil spacing

<Variant Name>

緯創資通		Wistron Corporation	
		21F, 88, Sec.1, Hsin Tai Wu Rd., Hsichih, Taipei Hsien 221, Taiwan, R.O.C.	
Title			
Crestline(1/6):HOST I/F			
Size	Document Number	Rev	
A3		KS note-3	
Date:	Tuesday, March 20, 2007	Sheet	8 of 78





U53B 2 OF 10

- X P36 RSVDP#P36
- X P37 RSVDP#P37
- X R35 RSVDP#R35
- X N35 RSVDP#N35
- X AR12 RSVDP#AR12
- X AM12 RSVDP#AM12
- X AN13 RSVDP#AM13
- X J12 RSVDP#J12
- X AR37 RSVDP#AR37
- X AM36 RSVDP#AM36
- X AM37 RSVDP#AM37
- X D20 RSVDP#D20
- X H10 RSVDP#H10
- X B51 RSVDP#B51
- X BJ20 RSVDP#BJ20
- X BK22 RSVDP#BK22
- X BF19 RSVDP#BF19
- X BH20 RSVDP#BH20
- X BK18 RSVDP#BK18
- X BJ18 RSVDP#BJ18
- X BF23 RSVDP#BF23
- X BG23 RSVDP#BG23
- X BC23 RSVDP#BC23
- X BD24 RSVDP#BD24
- X BH39 RSVDP#BH39
- X AW20 RSVDP#AW20
- X BK20 RSVDP#BK20
- X B44 RSVDP#B44
- X C44 RSVDP#C44
- X A35 RSVDP#A35
- X B37 RSVDP#B37
- X B36 RSVDP#B36
- X B34 RSVDP#B34
- X C34 RSVDP#C34
- CFG0
- CFG1
- CFG2
- CFG3
- CFG4
- CFG5
- CFG6
- CFG7
- CFG8
- CFG9
- CFG10
- CFG11
- CFG12
- CFG13
- CFG14
- CFG15
- CFG16
- CFG17
- CFG18
- CFG19
- CFG20
- PM_BM_BUSY#
- PM_DPRSTP#
- PM_EXT_TSH0
- PM_EXT_TSH1
- PWROK
- RSTIN#
- THERMTRIP#
- DPRSLPVR
- NC#BJ51
- NC#BK51
- NC#BK50
- NC#BL50
- NC#BL49
- NC#BL3
- NC#BL2
- NC#BK1
- NC#BK1
- NC#B1
- NC#E1
- NC#A5
- NC#C51
- NC#B50
- NC#A50
- NC#A49
- NC#BK2

U53C 3 OF 10

- L_BKLT_CTRL
- L_BKLT_EN
- L_CTRL_CLK
- L_CTRL_DATA
- L_DDC_CLK
- L_DDC_DATA
- L_VDD_EN
- LVDS_IBG
- LVDS_VBG
- LVDS_VREFH
- LVDS_VREFL
- LVDS_CLK#
- LVDS_CLK#
- LVDSB_CLK#
- LVDSB_CLK
- LVDSA_DATA#0
- LVDSA_DATA#1
- LVDSA_DATA#2
- LVDSA_DATA#3
- LVDSA_DATA0
- LVDSA_DATA1
- LVDSA_DATA2
- LVDSA_DATA3
- LVDSB_DATA#0
- LVDSB_DATA#1
- LVDSB_DATA#2
- LVDSB_DATA0
- LVDSB_DATA1
- LVDSB_DATA2
- TV_A_DAC
- TV_B_DAC
- TV_C_DAC
- TV_A_RTN
- TV_B_RTN
- TV_C_RTN
- TV_DCONSEL0
- TV_DCONSEL1
- CRT_BLUE
- CRT_BLUE#
- CRT_GREEN
- CRT_GREEN#
- CRT_RED
- CRT_RED#
- CRT_DDC_CLK
- CRT_DDC_DATA
- CRT_VSYNC
- CRT_TV0_IREF
- CRT_HSYNC

U53D

- PEG_COMP1
- PEG_COMPO
- PEG_RX#0
- PEG_RX#1
- PEG_RX#2
- PEG_RX#3
- PEG_RX#4
- PEG_RX#5
- PEG_RX#6
- PEG_RX#7
- PEG_RX#8
- PEG_RX#9
- PEG_RX#10
- PEG_RX#11
- PEG_RX#12
- PEG_RX#13
- PEG_RX#14
- PEG_RX#15
- PEG_RX0
- PEG_RX1
- PEG_RX2
- PEG_RX3
- PEG_RX4
- PEG_RX5
- PEG_RX6
- PEG_RX7
- PEG_RX8
- PEG_RX9
- PEG_RX10
- PEG_RX11
- PEG_RX12
- PEG_RX13
- PEG_RX14
- PEG_RX15
- PEG_TX#0
- PEG_TX#1
- PEG_TX#2
- PEG_TX#3
- PEG_TX#4
- PEG_TX#5
- PEG_TX#6
- PEG_TX#7
- PEG_TX#8
- PEG_TX#9
- PEG_TX#10
- PEG_TX#11
- PEG_TX#12
- PEG_TX#13
- PEG_TX#14
- PEG_TX#15
- PEG_TX0
- PEG_TX1
- PEG_TX2
- PEG_TX3
- PEG_TX4
- PEG_TX5
- PEG_TX6
- PEG_TX7
- PEG_TX8
- PEG_TX9
- PEG_TX10
- PEG_TX11
- PEG_TX12
- PEG_TX13
- PEG_TX14
- PEG_TX15

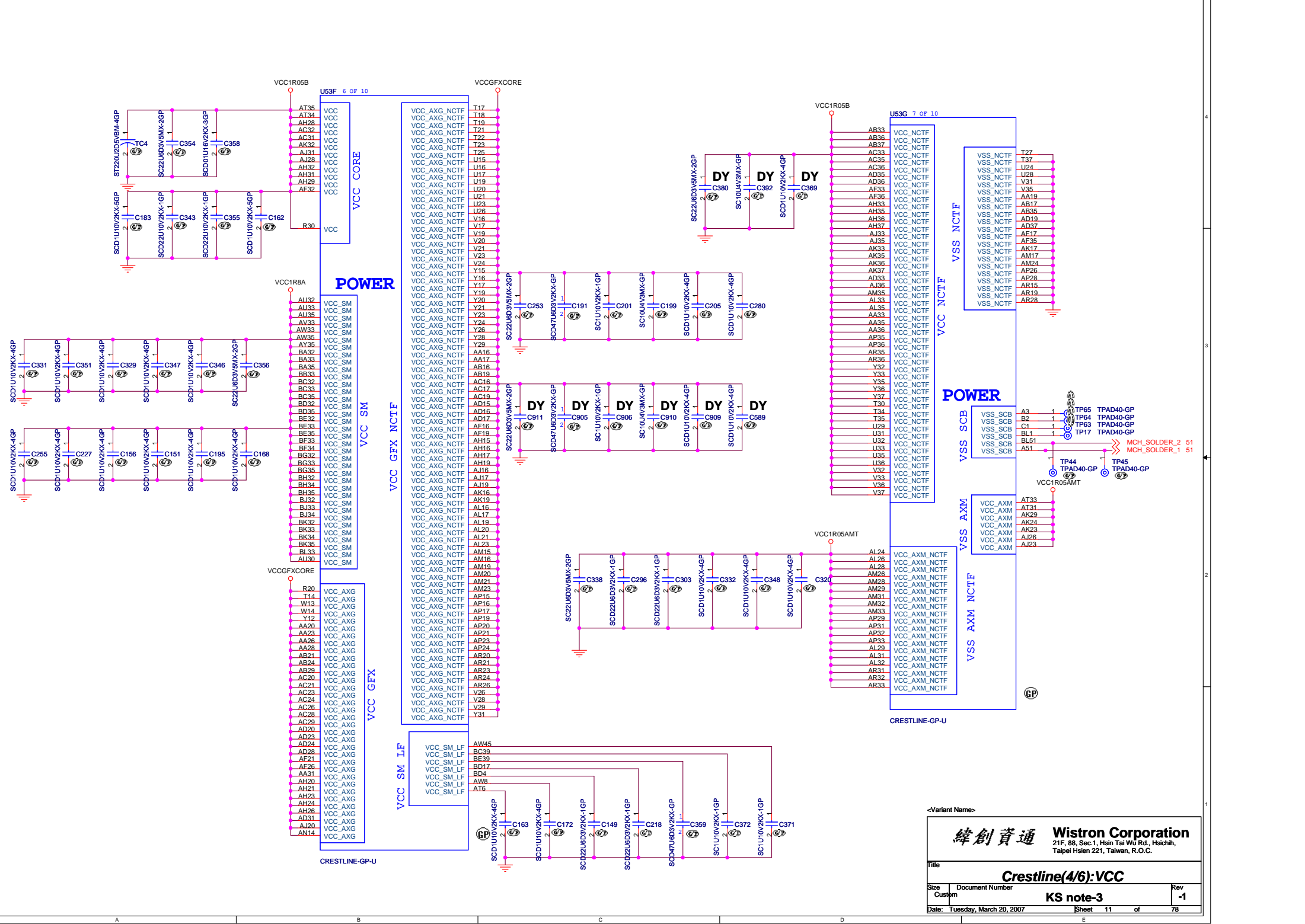
CRESTLINE-GP-U

<Variant Name>

緯創資通 Wistron Corporation
 21F, 88, Sec.1, Hsin Tai Wu Rd., Hsichih,
 Taipei Hsien 221, Taiwan, R.O.C.

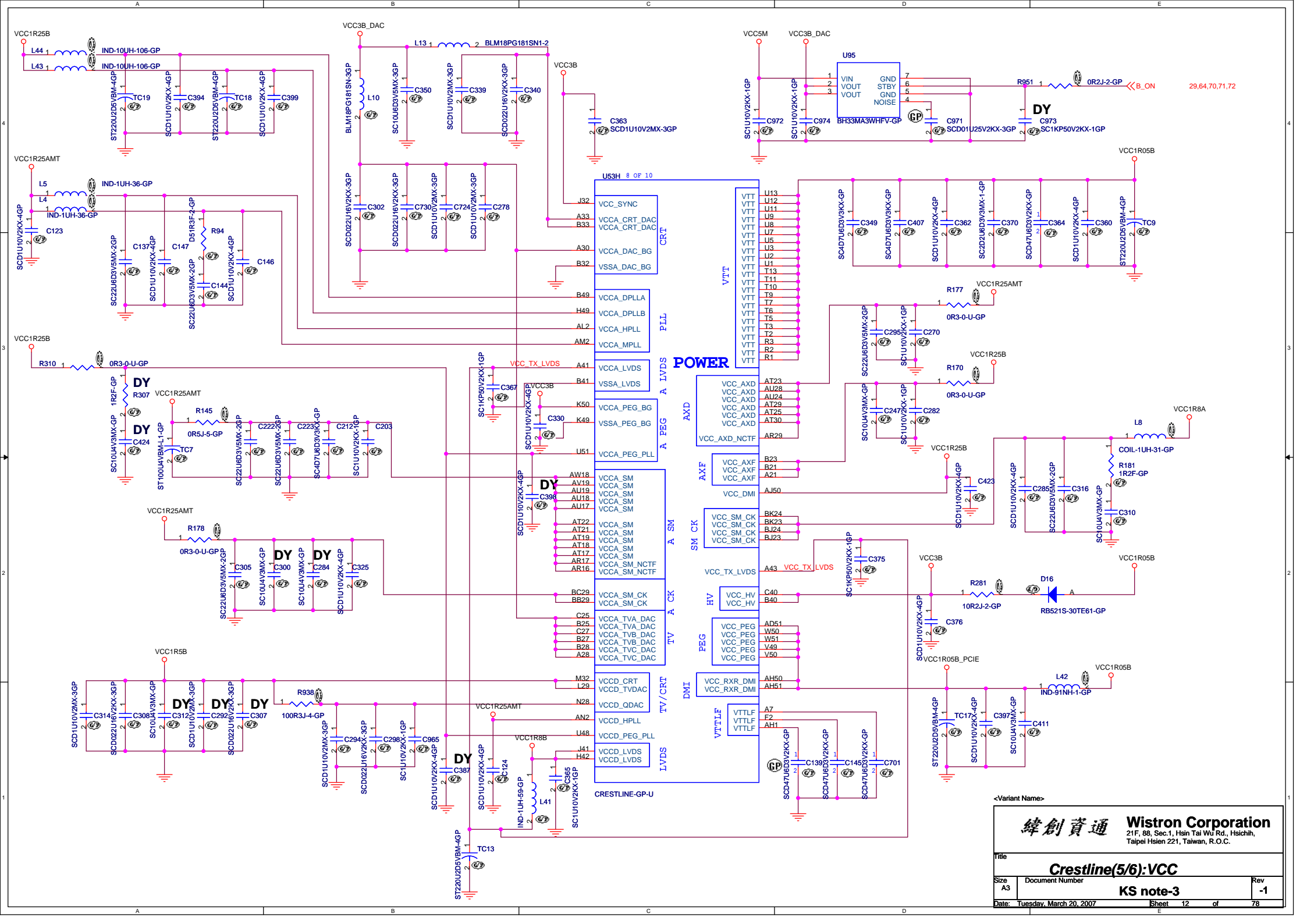
Title: **Crestline(3/6):DMI/PM/CFG/GF**

Size: A3	Document Number	Rev: -1
Date: Tuesday, March 20, 2007		Sheet 10 of 78



<Variant Name>

Wistron Corporation 21F, 88, Sec. 1, Hsin Tai Wu Rd., Hsichih, Taipei Hsien 221, Taiwan, R.O.C.	
Crestline(4/6):VCC	
Title Size Custom	Document Number KS note-3
Date: Tuesday, March 20, 2007	Sheet 11 of 78
Rev -1	



29.64,70,71,72

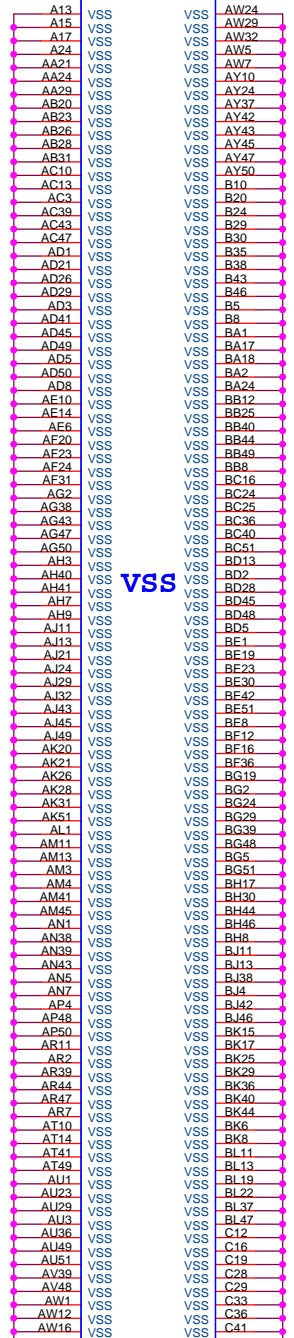
<Variant Name>

緯創資通 Wistron Corporation
 21F, 88, Sec.1, Hsin Tai Wu Rd., Hsichih,
 Taipei Hsien 221, Taiwan, R.O.C.

Title: **Crestline(5/6):VCC**

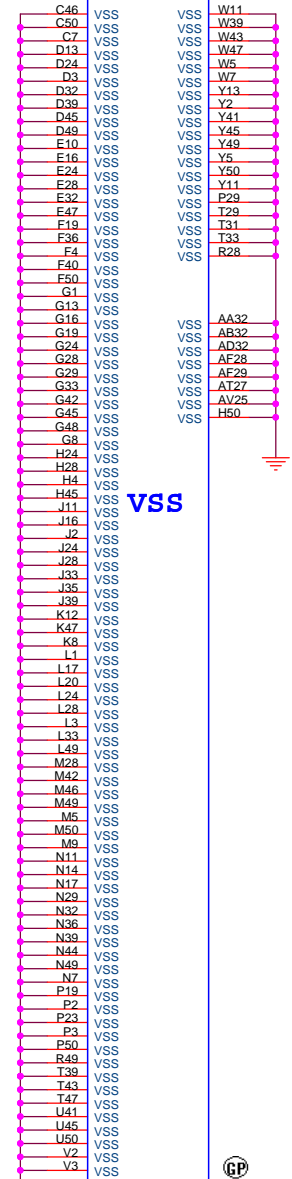
Size: A3	Document Number: KS note-3	Rev: -1
Date: Tuesday, March 20, 2007	Sheet: 12	of 78

U53I 9 OF 10



CRESTLINE-GP-U

U53J10 OF 10

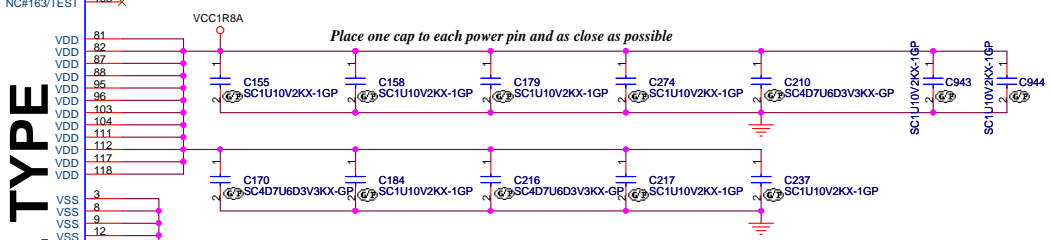
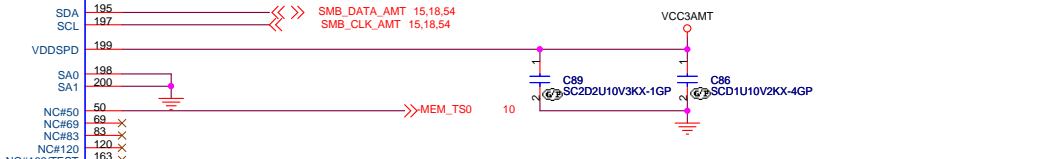
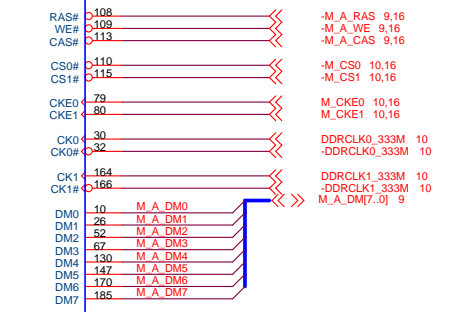
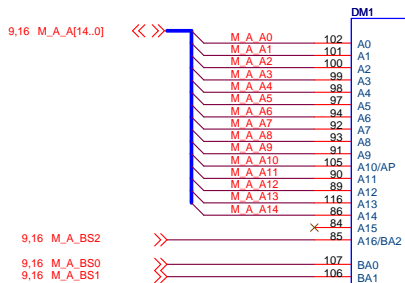


CRESTLINE-GP-U

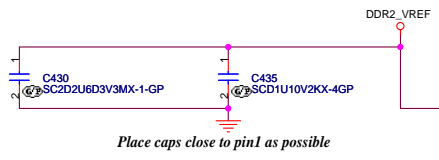
VSS

<Variant Name>

緯創資通		Wistron Corporation	
		21F, 88, Sec.1, Hsin Tai Wu Rd., Hsichih, Taipei Hsien 221, Taiwan, R.O.C.	
Crestline(6/6):GND			
Title	Document Number		Rev
Size	KS note-3		-1
A3	Date: Tuesday, March 20, 2007	Sheet 13 of 78	



NORMAL TYPE



DDR2-200P-27-GP-U

1st: 62.10017.C01 (Foxconn)

2nd: 62.10017.B71 (AMP)

<Variant Name>

緯創資通 Wistron Corporation
 21F, 88, Sec.1, Hsin Tai Wu Rd., Haichih,
 Taipei Hsien 221, Taiwan, R.O.C.

Title: **DDR2 SODIMM-A (NORMAL TYPE)**

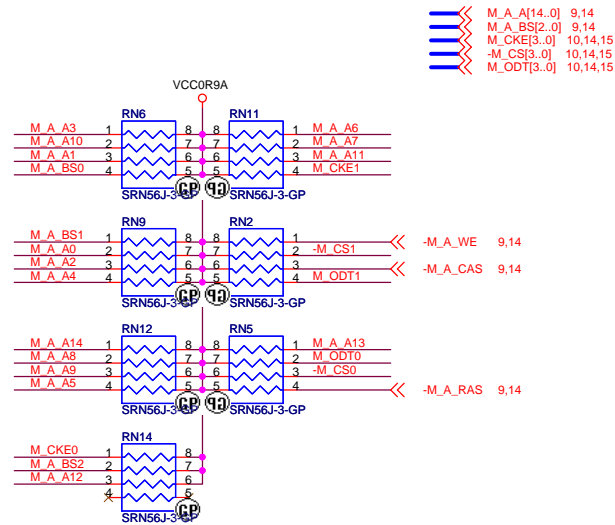
Size	Document Number	Rev
Custom		-1

KS note-3

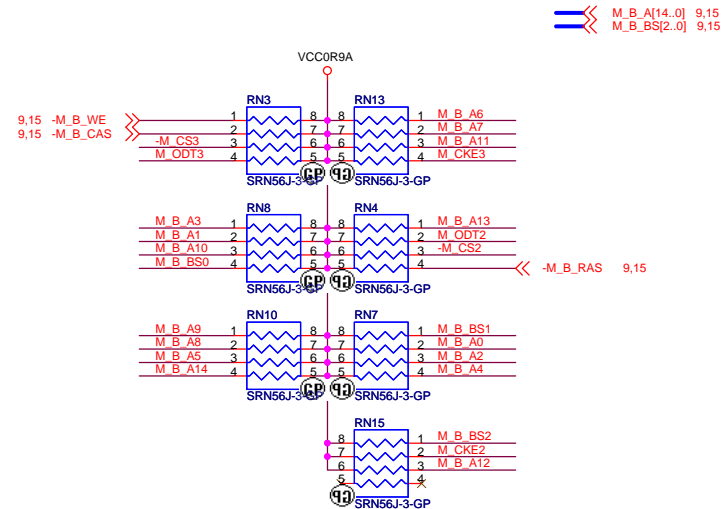
Date: Tuesday, March 20, 2007 Sheet 14 of 78

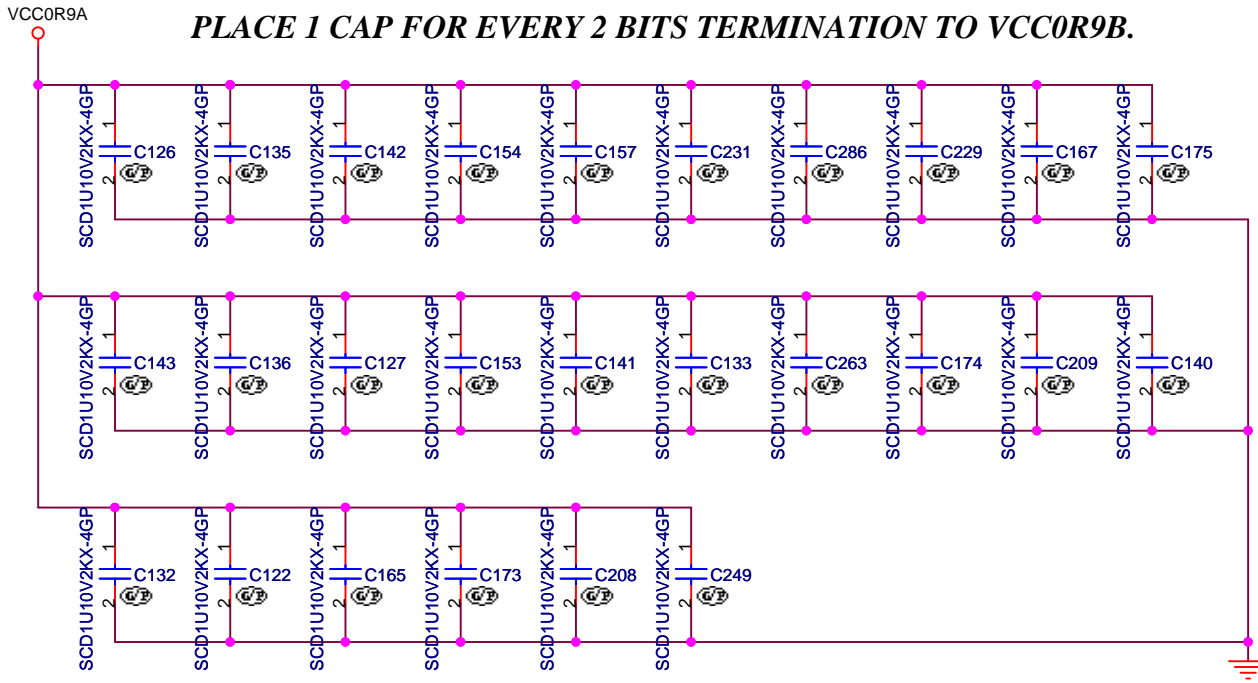


CHANNEL A PARALLEL TERMINATION



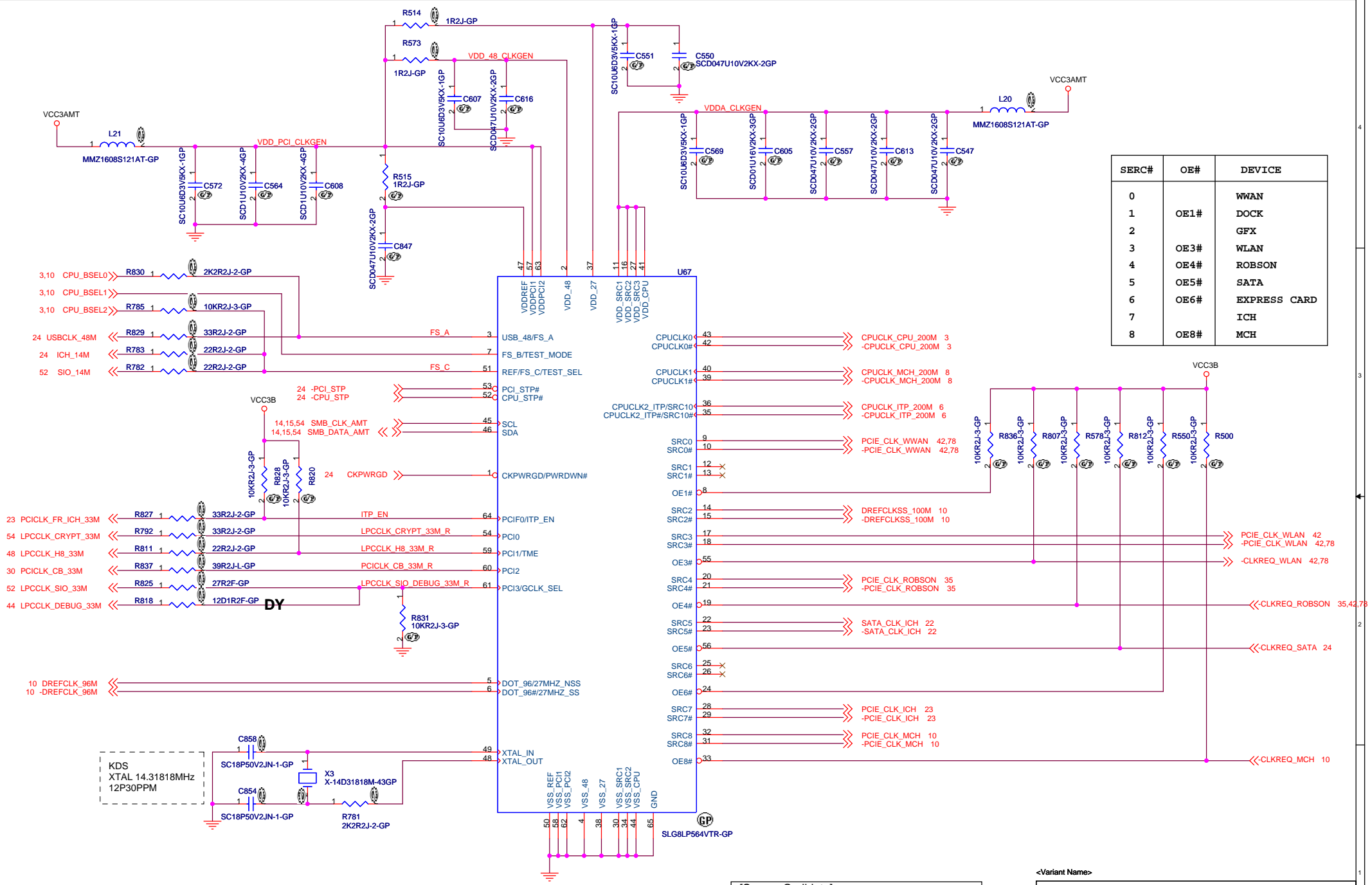
CHANNEL B PARALLEL TERMINATION





<Variant Name>

		Wistron Corporation 21F, 88, Sec.1, Hsin Tai Wu Rd., Hsichih, Taipei Hsien 221, Taiwan, R.O.C.	
DDR-2 DECOUPLING			
Size A4	Document Number KS note-3		Rev -1
Date: Tuesday, March 20, 2007	Sheet 17		of 78



SERC#	OE#	DEVICE
0		WWAN
1	OE1#	DOCK
2		GFX
3	OE3#	WLAN
4	OE4#	ROBSON
5	OE5#	SATA
6	OE6#	EXPRESS CARD
7		ICH
8	OE8#	MCH

[Source Cadidate]		
ICS	ICS9LP564VTR	71.09319.003
SILEGO	SLG8LP564VTR	71.08564.003

ICS => SV Only
SILEGO => SV & LV

<Variant Name>

緯創資通 Wistron Corporation
21F, 88, Sec.1, Hsin Tai Wu Rd., Hsichih, Taipei Hsien 221, Taiwan, R.O.C.

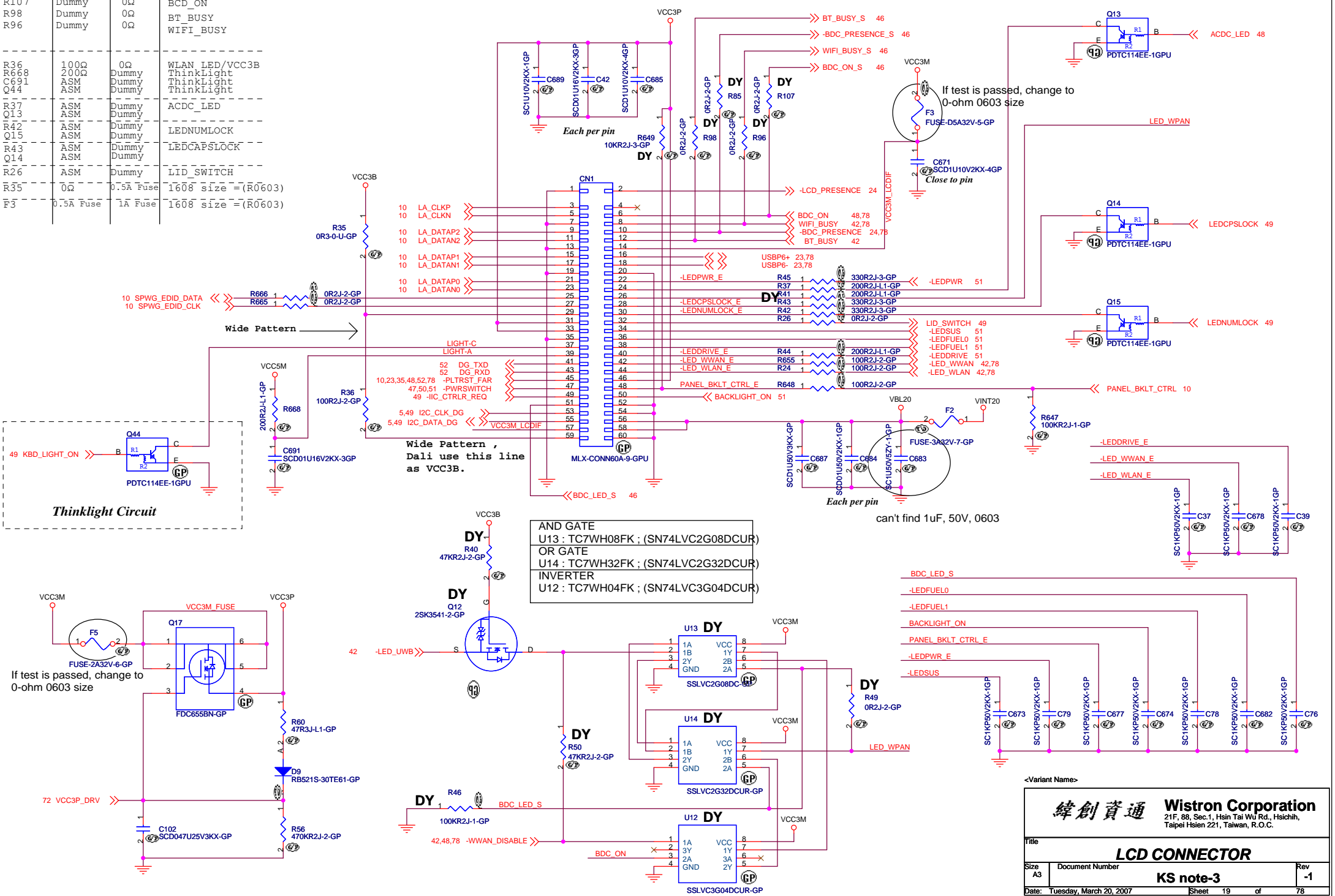
Title: **CLOCK GEN(CK505)**

Size A3 Document Number **KS note-3** Rev -1

Date: Tuesday, March 20, 2007 Sheet 18 of 78

LCD / Inverter Connector

Place	Ks-3	Dali-2	Function
R85	Dummy	0Ω	-BDC_PRESENCE
R107	Dummy	0Ω	BCD_ON
R98	Dummy	0Ω	BT_BUSY
R96	Dummy	0Ω	WIFI_BUSY
R36	100Ω	0Ω	WLAN_LED/VCC3B
R668	200Ω	Dummy	ThinkLight
C691	ASM	Dummy	ThinkLight
Q44	ASM	Dummy	ThinkLight
R37	ASM	Dummy	ACDC_LED
Q13	ASM	Dummy	ACDC_LED
R42	ASM	Dummy	LEDNUMLOCK
Q15	ASM	Dummy	LEDNUMLOCK
R43	ASM	Dummy	LEDCAPSLOCK
Q14	ASM	Dummy	LEDCAPSLOCK
R26	ASM	Dummy	LID_SWITCH
R35	0Ω	0.5A Fuse	1608 size =(R0603)
F3	0.5A Fuse	1A Fuse	1608 size =(R0603)



AND GATE
U13 : TC7WH08FK ; (SN74LVC2G08DCUR)
OR GATE
U14 : TC7WH32FK ; (SN74LVC2G32DCUR)
INVERTER
U12 : TC7WH04FK ; (SN74LVC3G04DCUR)

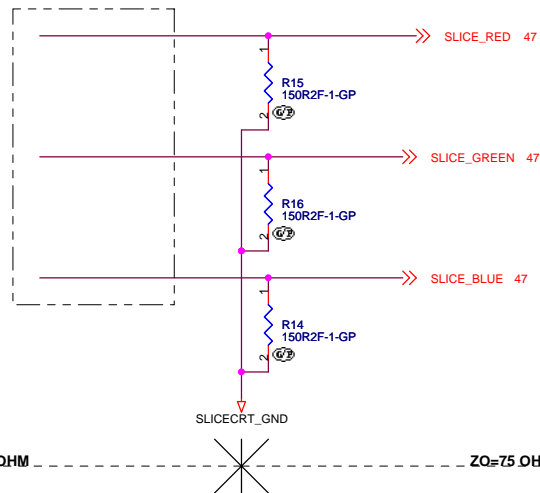
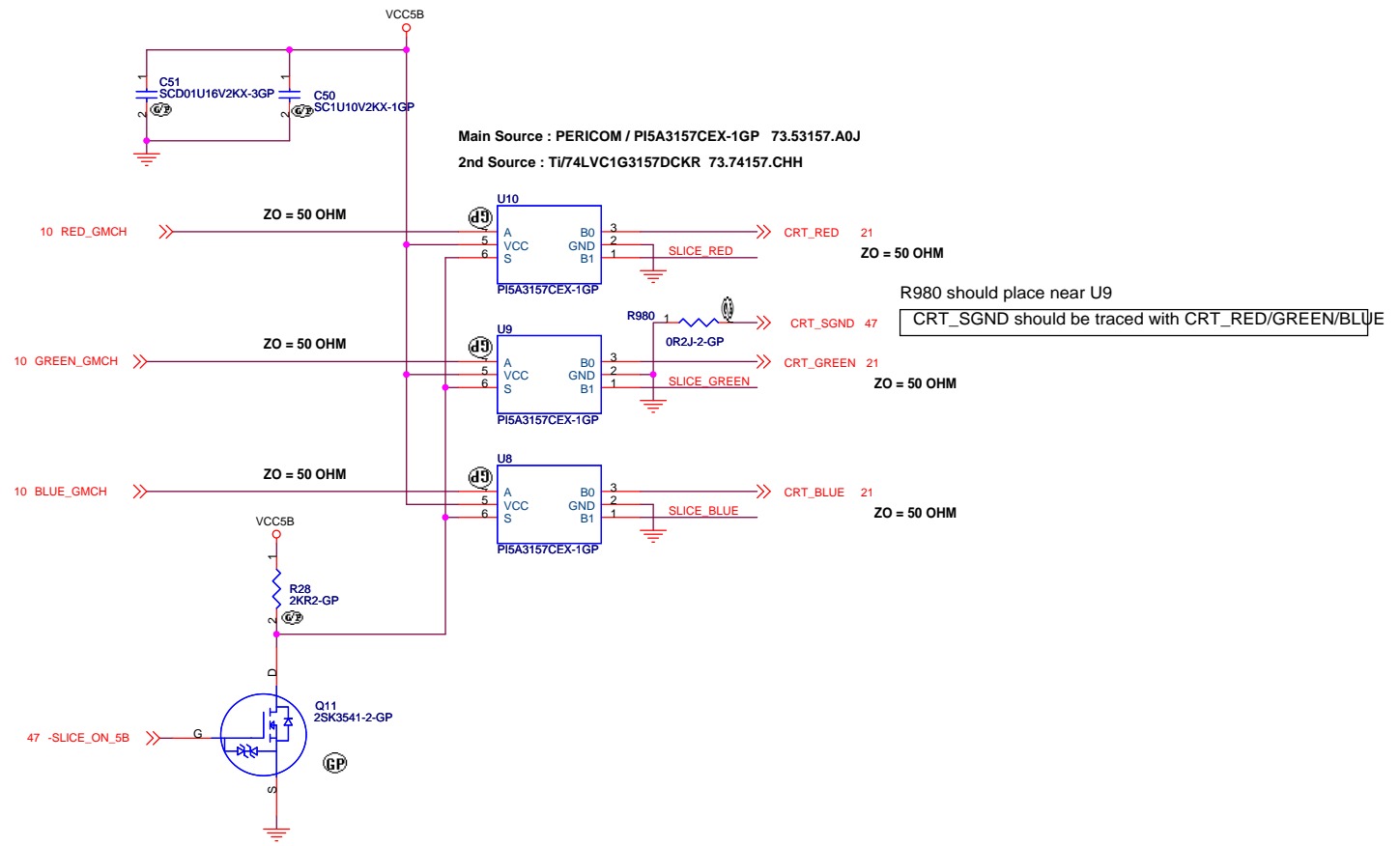
<Variant Name>

緯創資通 Wistron Corporation
21F, 88, Sec.1, Hsin Tai Wu Rd., Hsichih, Taipei Hsien 221, Taiwan, R.O.C.

Title: **LCD CONNECTOR**

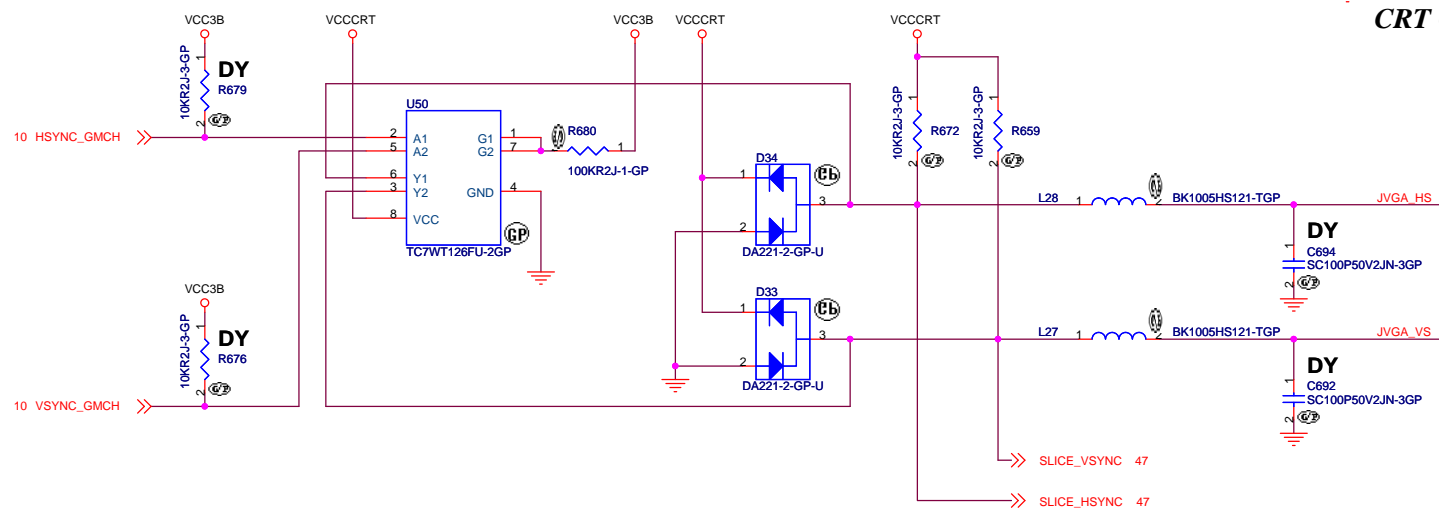
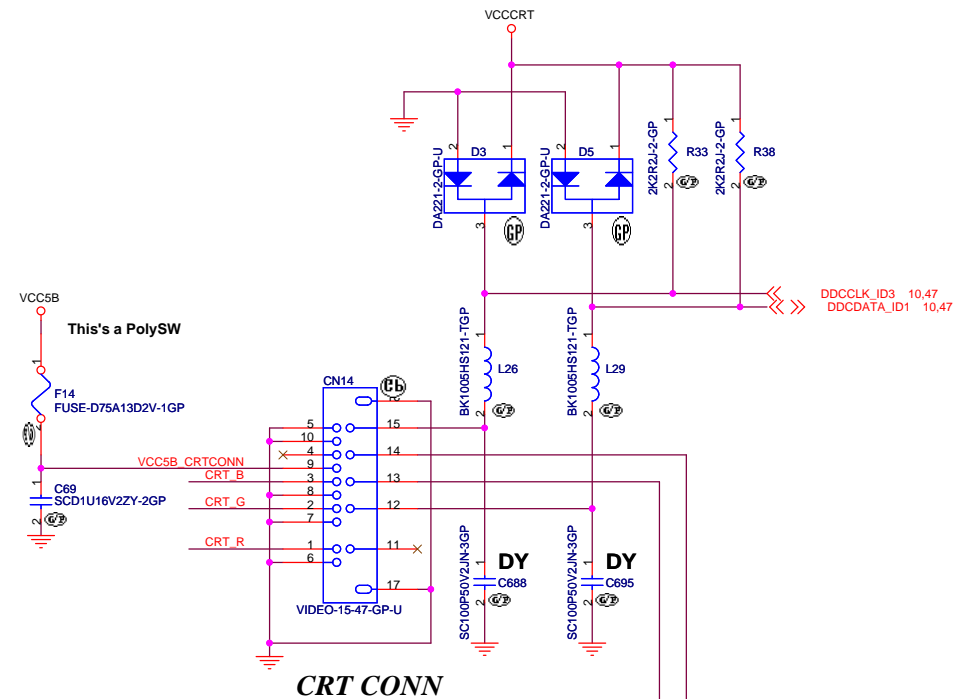
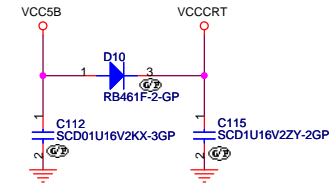
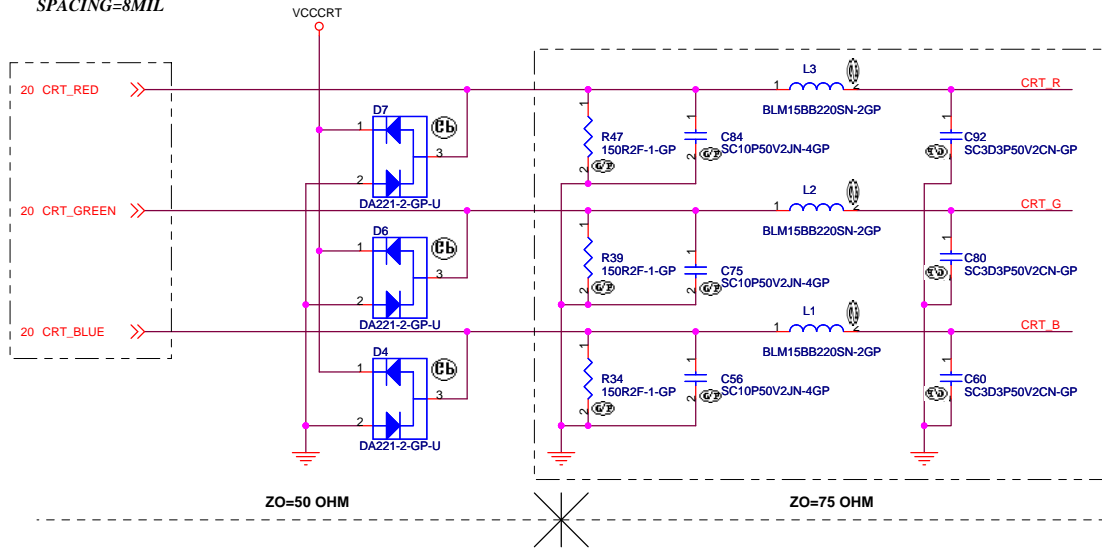
Size A3 Document Number **KS note-3** Rev -1

Date: Tuesday, March 20, 2007 Sheet 19 of 78



<Variant Name>		
緯創資通		Wistron Corporation
21F, 88, Sec.1, Hsin Tai WJ Rd., Hsichih, Taipei Hsien 221, Taiwan, R.O.C.		
CRT SELECTOR		
Size A3	Document Number KS note-3	Rev -1
Date: Tuesday, March 20, 2007	Sheet 20	of 78

GND GUARDING
 EACH SIGNAL WIDTH DEPENDS ON ZO(TRACE IMPEDANCE)
 SPACING=8MIL



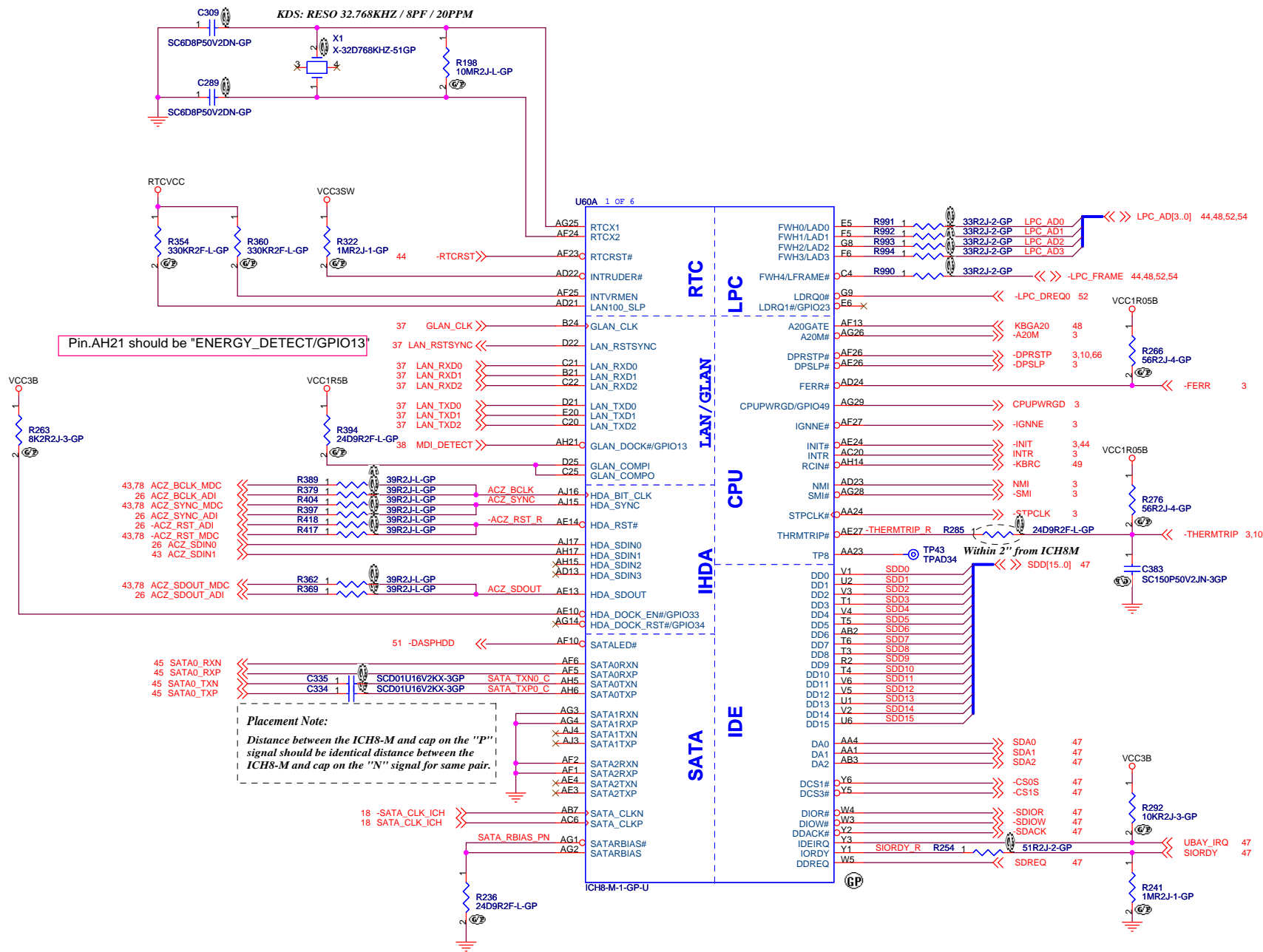
<Variant Name>

緯創資通 Wistron Corporation
 21F, 88, Sec.1, Hsin Tai WJ Rd., Hsichih,
 Taipei Hsien 221, Taiwan, R.O.C.

Title: **EXT CRT INTERFACE**

Size: A3	Document Number: KS note-3	Rev: -1
----------	-----------------------------------	---------

Date: Tuesday, March 20, 2007 Sheet 21 of 78



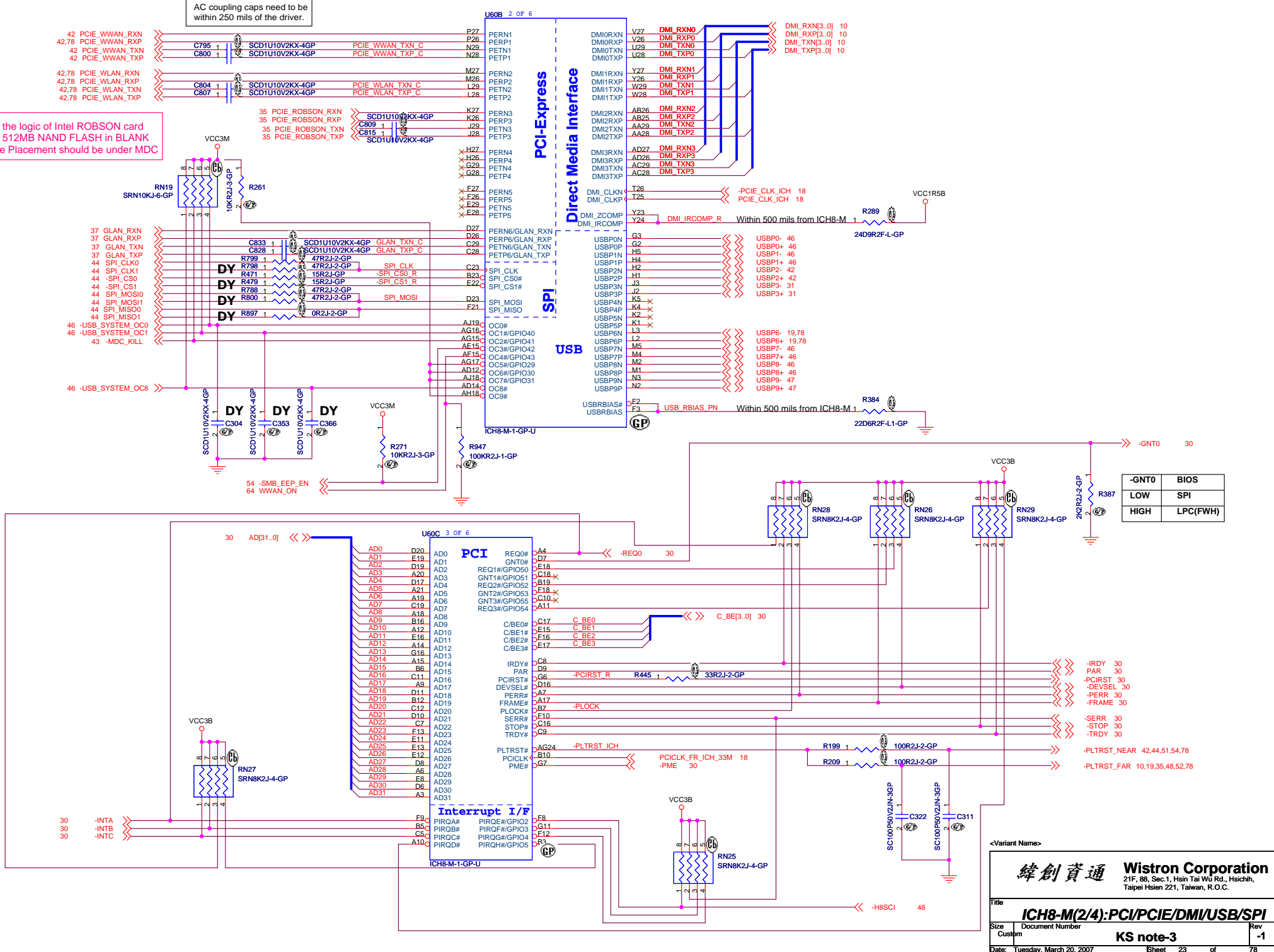
Pin.AH21 should be "ENERGY_DETECT/GPIO13"

Placement Note:
 Distance between the ICH8-M and cap on the "P" signal should be identical distance between the ICH8-M and cap on the "N" signal for same pair.

緯創資通		Wistron Corporation	
21F, 88, Sec.1, Hsin Tai Wu Rd., Hsichih, Taipei Hsien 221, Taiwan, R.O.C.			
Title			
ICH8-M(1/4):ATA/AC97/LPC			
Size	Document Number	Rev	
A3	KS note-3	-1	
Date:	Tuesday, March 20, 2007	Sheet	22 of 78

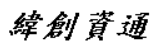
AC coupling caps need to be within 250 mils of the driver.

Add the logic of Intel ROBSON card with 512MB NAND FLASH in BLANK Page Placement should be under MDC

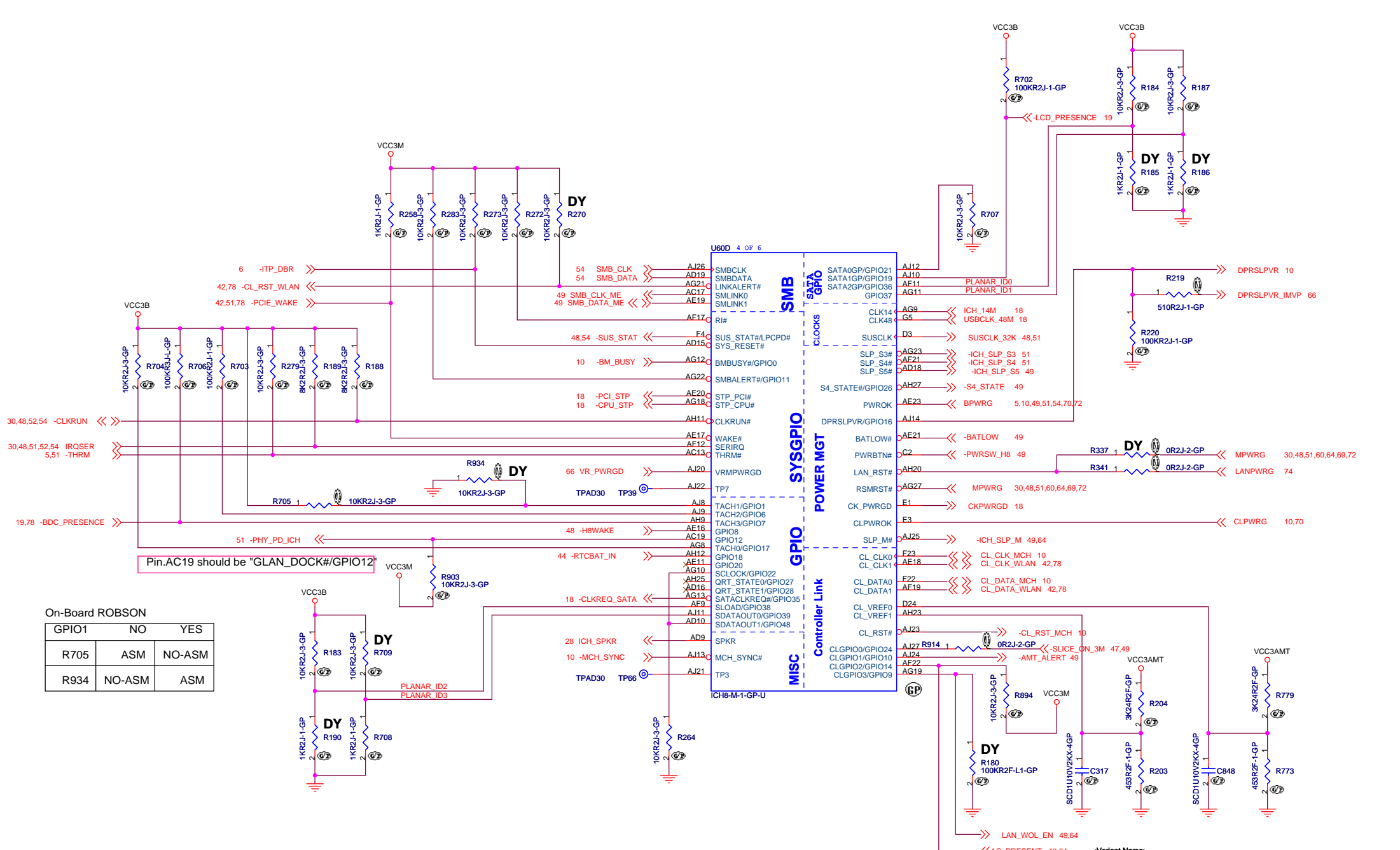


-GNT0	BIOS
LOW	SPI
HIGH	LPC(FWH)

-Variant Name-


Wistron Corporation
 21F, 88, Sec.1, Hsin Tai Wu Rd., Hsichih,
 Taipei Hsien 221, Taiwan, R.O.C.

Title		ICH8-M(2/4):PCI/PCIE/DMI/USB/SPI	
Size	Document Number	KS note-3	
Custom			
Date:	Tuesday, March 20, 2007	Sheet	23 of 78



6 -ITP_DBR
 42.78 -CL_RST_WLAN
 42.51.78 -PCIE_WAKE

30.48.52.54 -CLKRUN
 30.48.51.52.54 IROSER
 5.51 -THRM

19.78 -BDC_PRESENCE

On-Board ROBSON

GPIO1	NO	YES
R705	ASM	NO-ASM
R934	NO-ASM	ASM

Pin.AC19 should be "GLAN_DOCK#/GPIO12"

U60D 4 OF 6

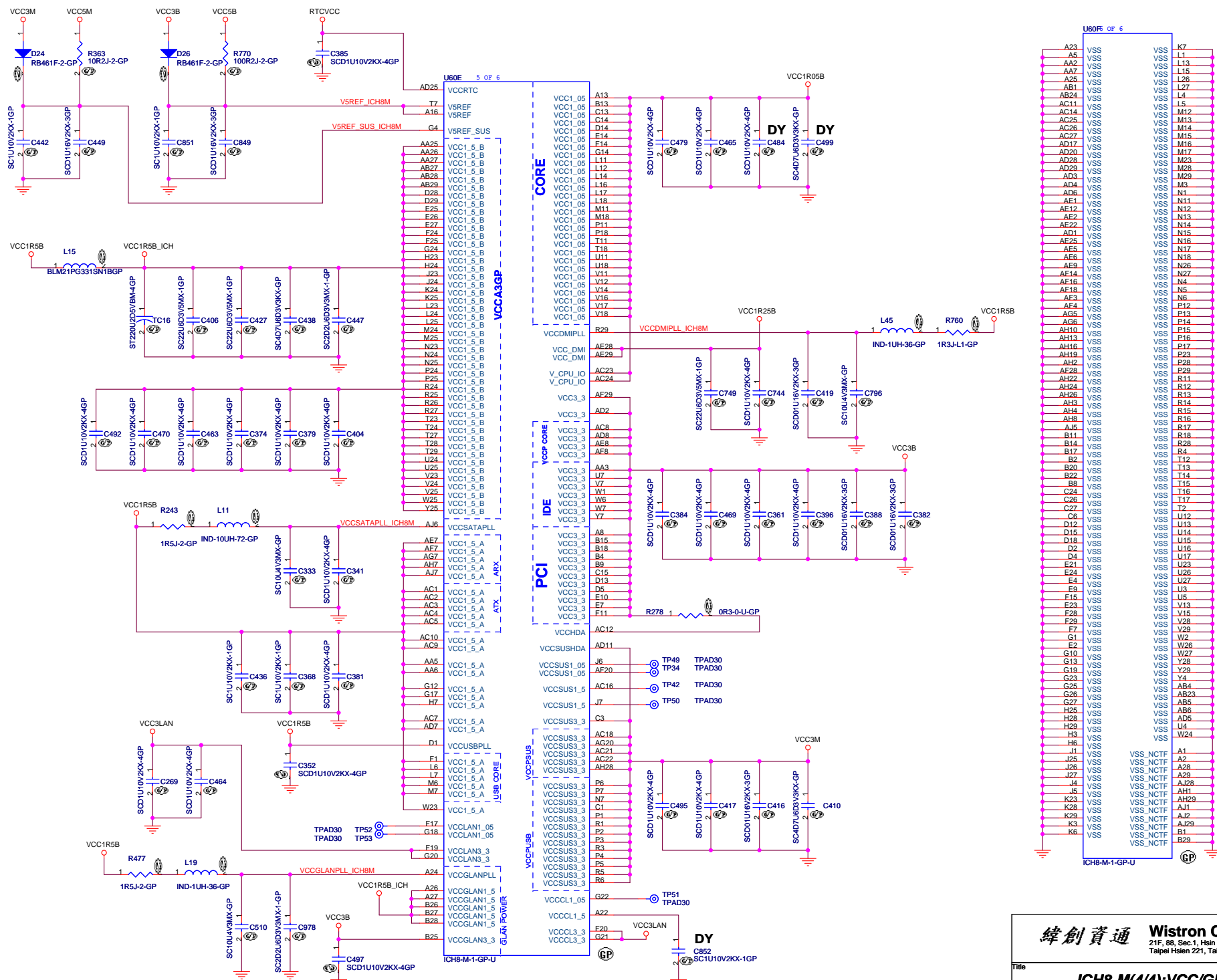
SMB	SATA	SYSGPIO	POWER MGT	GPIO	MISC
SMBCLK	SATA0GP/GPIO21	CLK14	SUSCLK	WAKE#	CLGPIO0/GPIO24
SMBDATA	SATA1GP/GPIO19	CLK48	SUS_S3#	SERIRQ	CLGPIO1/GPIO10
LINKALERT#	SATA2GP/GPIO36	G5	AG23	THRM#	CLGPIO2/GPIO14
SMLINK0	GPIO37	D3	AG21	TPAD30	CLGPIO3/GPIO9
SMLINK1		AG23	AG21	TP39	
RI#		AG21	AG21		
SUS_STAT#/LPCPD#		AG21	AG21		
SYS_RESET#		AG21	AG21		
BMBUSY#/GPIO0		AG21	AG21		
SMBALERT#/GPIO11		AG21	AG21		
STP_PC#		AG21	AG21		
STP_CPU#		AG21	AG21		
CLKRUN#		AG21	AG21		
VRMPWRGD		AG21	AG21		
TP7		AG21	AG21		
TACH1/GPIO1		AG21	AG21		
TACH2/GPIO6		AG21	AG21		
TACH3/GPIO7		AG21	AG21		
GPIO8		AG21	AG21		
GPIO12		AG21	AG21		
TACH0/GPIO17		AG21	AG21		
GPIO18		AG21	AG21		
GPIO20		AG21	AG21		
SCLOCK/GPIO22		AG21	AG21		
QRT_STATE0/GPIO27		AG21	AG21		
QRT_STATE1/GPIO28		AG21	AG21		
SATACLKREQ#/GPIO35		AG21	AG21		
SLOAD/GPIO38		AG21	AG21		
SDATAOUT0/GPIO39		AG21	AG21		
SDATAOUT1/GPIO48		AG21	AG21		
SPKR		AG21	AG21		
MCH_SYNC#		AG21	AG21		
TP3		AG21	AG21		

緯創資通 **Wistron Corporation**
 21F, 88, Sec.1, Hsin Tai Wu Rd., Hsichih,
 Taipei Hsien 221, Taiwan, R.O.C.

Title: **ICH8-M(3/4):PM/SMB/GPIO**

Size	Document Number	Rev
Custom	KS note-3	-1

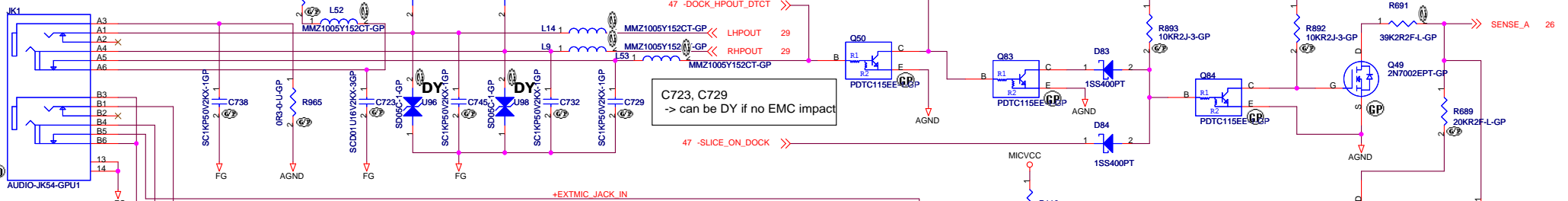
Date: Tuesday, March 20, 2007 Sheet 24 of 78



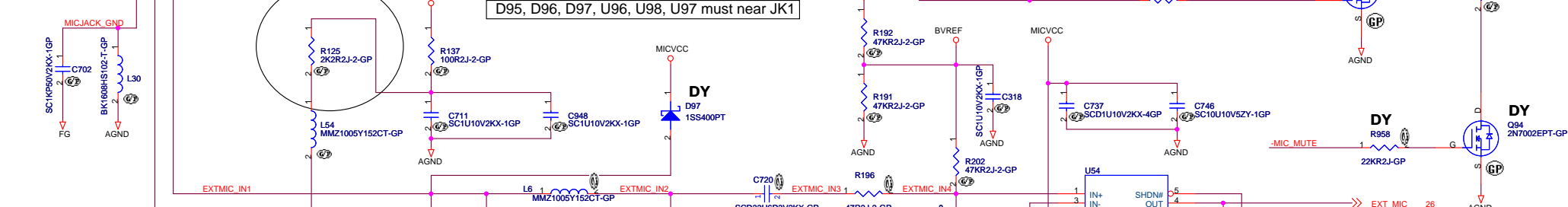
緯創資通 Wistron Corporation
 21F, 88, Sec.1, Hsin Tai Wei Rd., Hsichih,
 Taipei Hsien 221, Taiwan, R.O.C.

Title			ICH8-M(4):VCC/GND		
Size	Document Number		Rev		
Custom			KS note-3		-1
Date:	Tuesday, March 20, 2007		Sheet	25	of 78

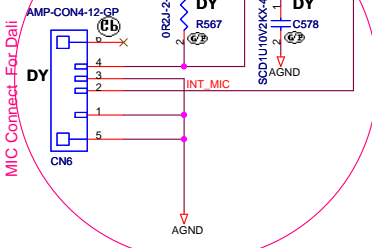
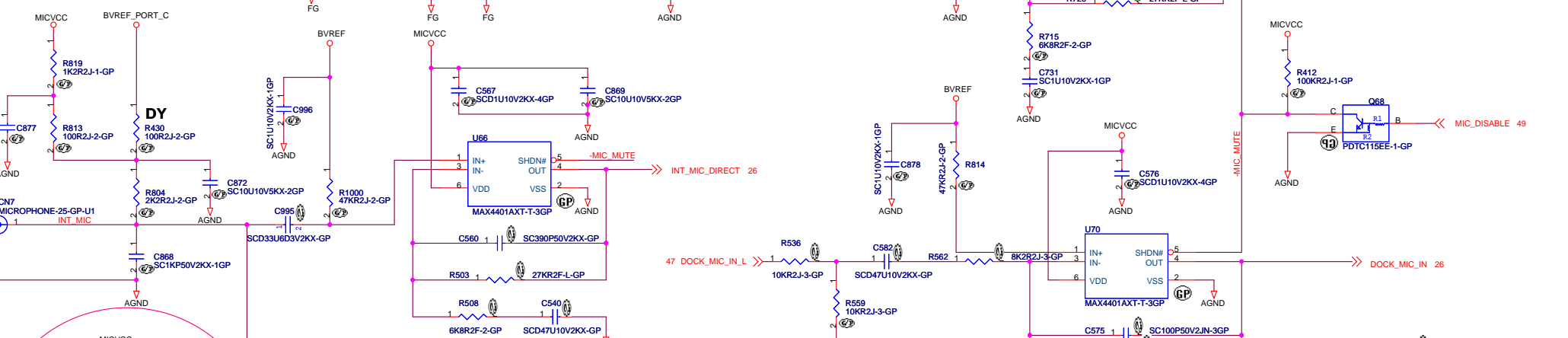
HEADPHONE



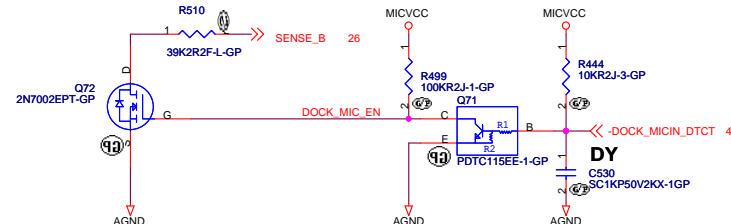
EXT MIC



ALL PARTS MUST BE PLACED NEAR TO INTERNAL MICROPHONE



Place	KS-3	Dali-2
R819	ASM	Dummy
R804	ASM	Dummy
C872	ASM	Dummy
R813	ASM	Dummy
C877	ASM	Dummy
CN7	ASM	Dummy
CN6	Dummy	ASM
R567	Dummy	ASM
C578	Dummy	ASM



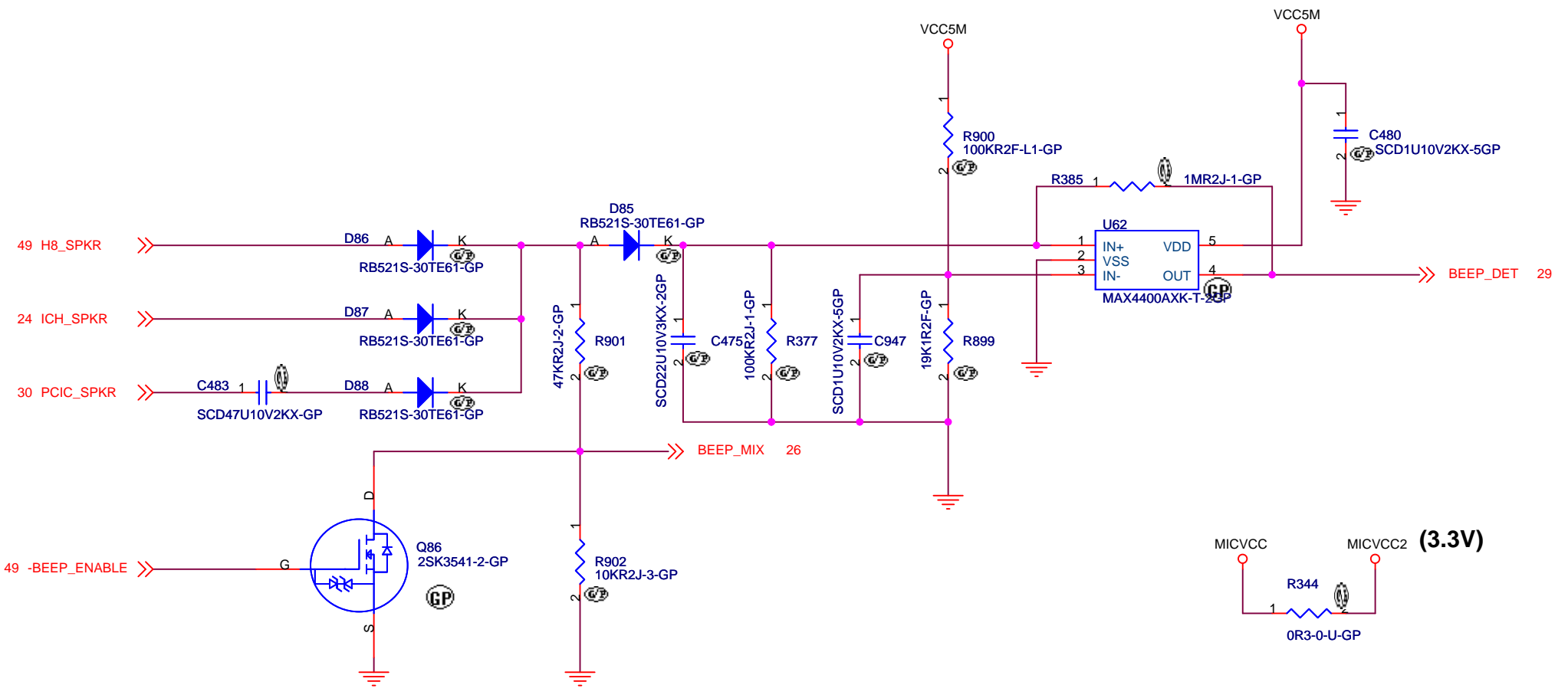
<Variant Name>

緯創資通 Wistron Corporation
21F, 88, Sec.1, Hsin Tai Wu Rd., Hsichih, Taipei Hsien 221, Taiwan, R.O.C.

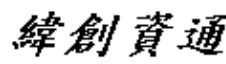
Title
AUDIO MIC & CONN

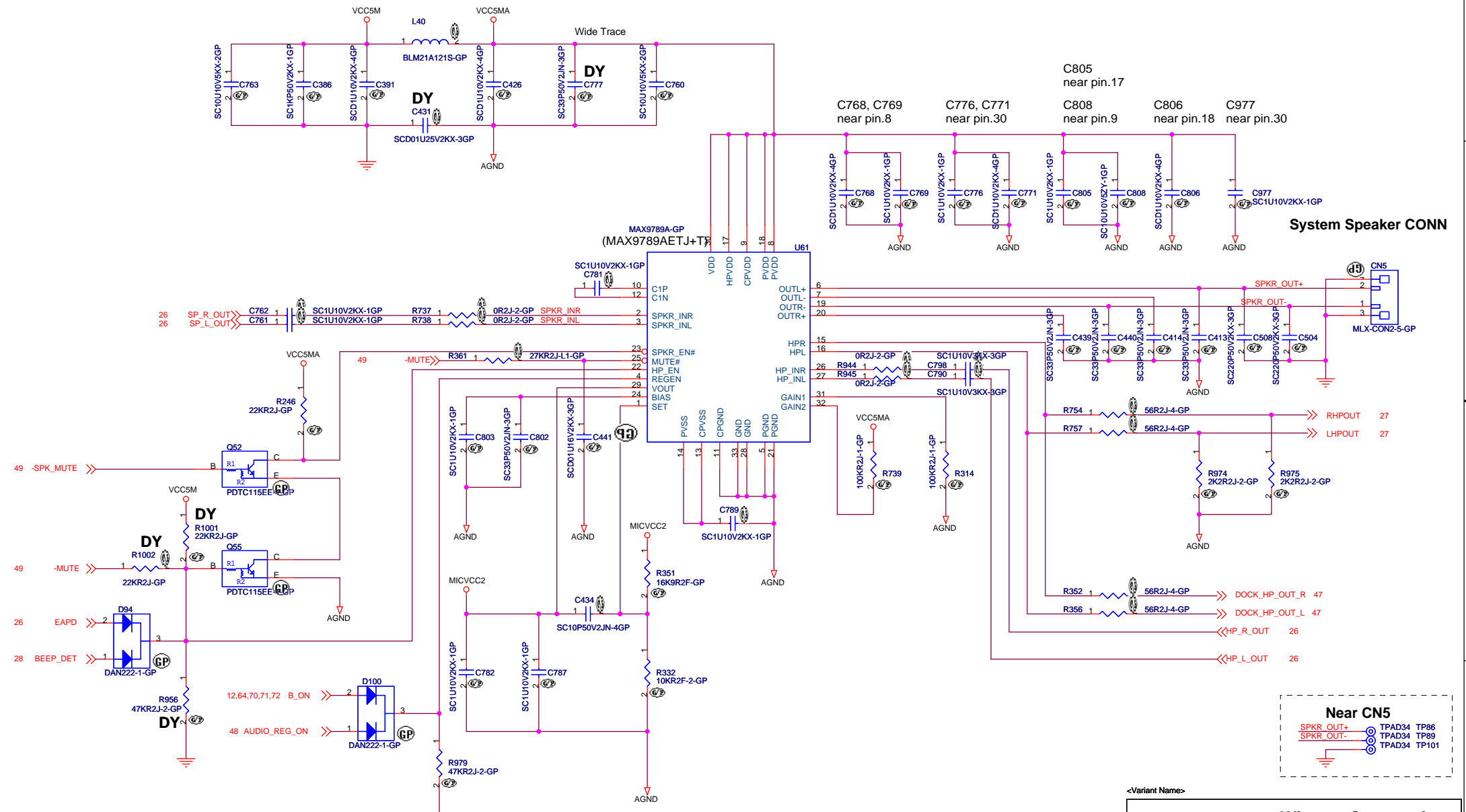
Size Document Number Rev
KS note-3 -1

Date: Tuesday, March 20, 2007 Sheet 27 of 78



<Variant Name>

 Wistron Corporation 21F, 88, Sec.1, Hsin Tai Wu Rd., Hsichih, Taipei Hsien 221, Taiwan, R.O.C.	
AUDIO MISC	
Title AUDIO MISC	Document Number KS note-3
Size A4	Rev -1
Date: Tuesday, March 20, 2007	Sheet 28 of 78



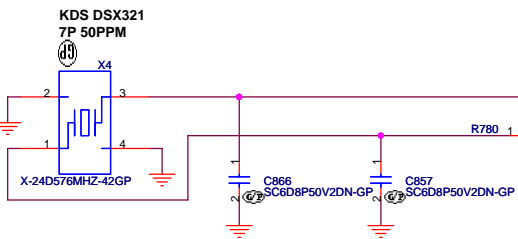
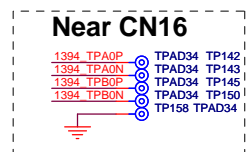
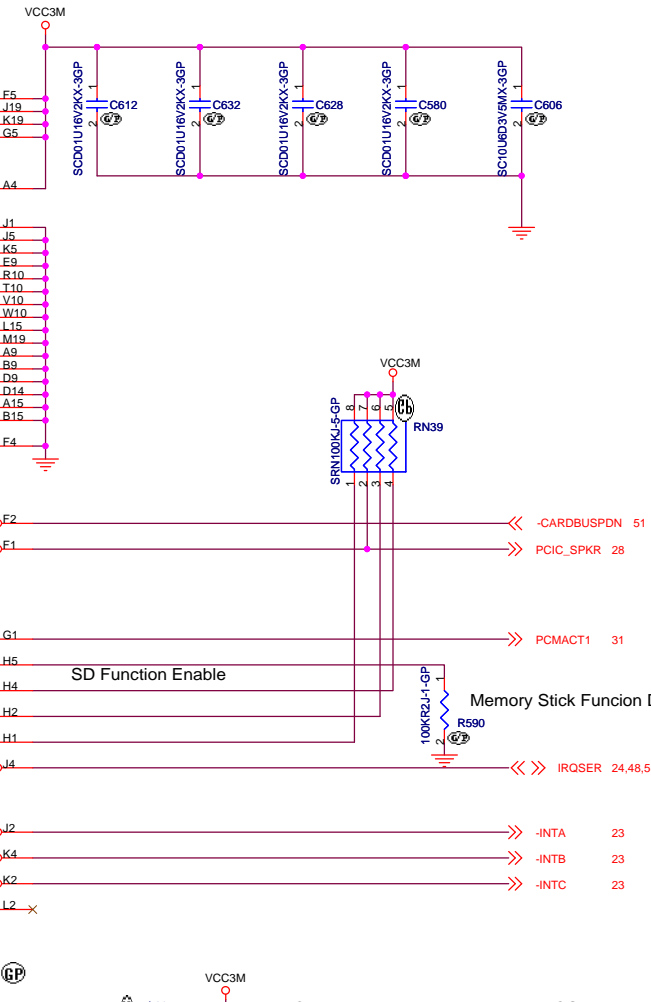
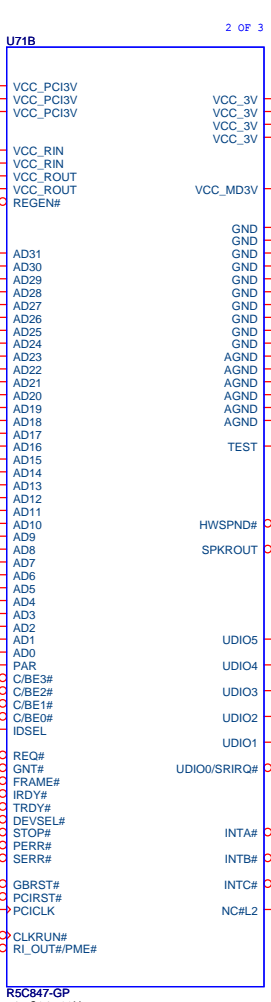

<Variant Name>

緯創資通 Wistron Corporation
 21F, 88, Sec.1, Hsin Tai Wu Rd., Hsichih,
 Taipei Hsien 221, Taiwan, R.O.C.

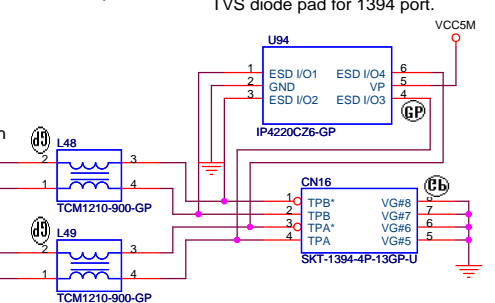
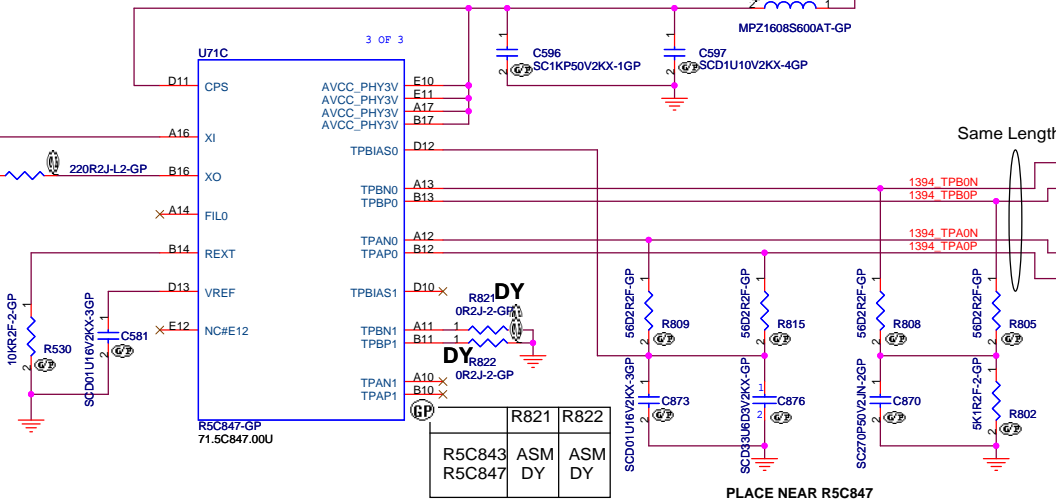
Title: **AUDIO AMP MAX9789A**

Size: A3	Document Number: KS note-3	Rev: -1
Date: Tuesday, March 20, 2007	Sheet: 29	of 78

#	Function
0	PC Card
1	SD
2	IEEE 1394
..



Recommended Conditions
 Crystal Oscillator
 Normal Frequency : 24.576MHz
 Frequency Tolerance : ±50ppm(at 25°C)
 Temperature stability : ±50ppm(reference to 25°C)
 Operating Temperature Range : -20~70°C
 Load Capacitance : 10pF
 Driver Level : 0.1mW
 Equivalent Series Resistance : 50ohm Max
 Insulation resistance : 500M ohm Min (at DC100V±15V)
 Shunt Capacitance : 7.0pF Max



Wistron Corporation
 21F, 88, Sec.1, Hsin Tai Wu Rd., Hsichih, Taipei Hsien 221, Taiwan, R.O.C.

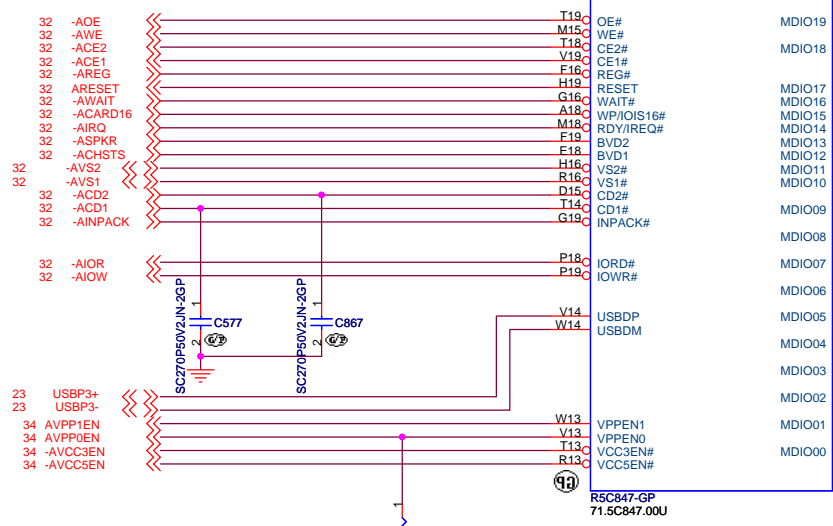

CARD BUS CONTROLLER(1/2)

Size: Custom Document Number: KS note-3 Rev: -1

Date: Tuesday, March 20, 2007 Sheet 30 of 78

U71A

A_CADDR16: CARDBUS CLK 33MHZ
-AIOR, -AIOW: USB2.0



xD Picture Card Disable

VCC3M

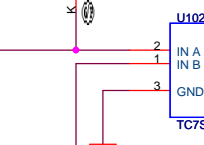
VCC3M

VCC3B

LED1 should be on the board back!

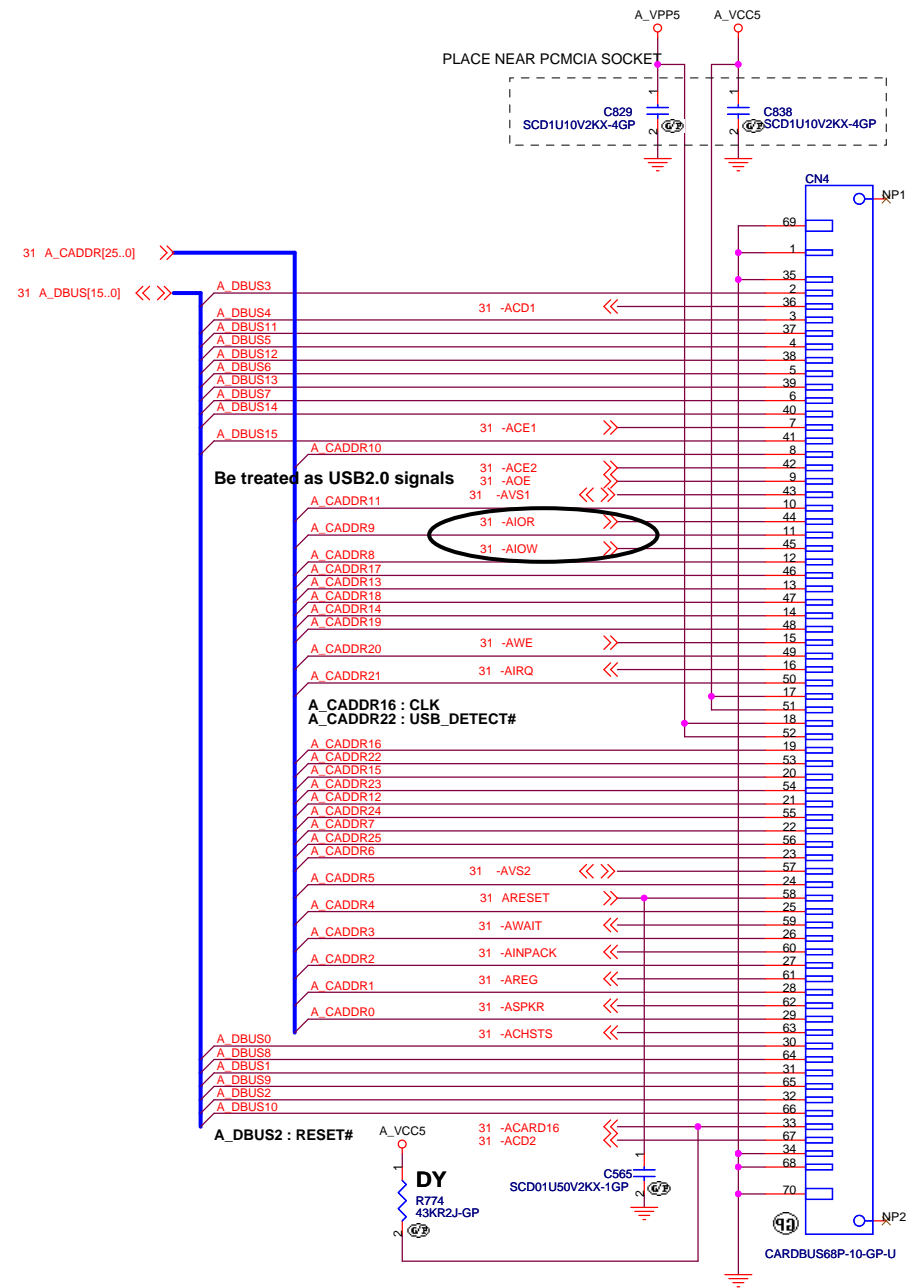
SD DAT3, SD DAT2, SD DAT1, SD DAT0, SD_CLK, SD_CMD, SD_LED, SD_PWR0, SD_WP, SD_CD

LED1 LED-YG-37-GP

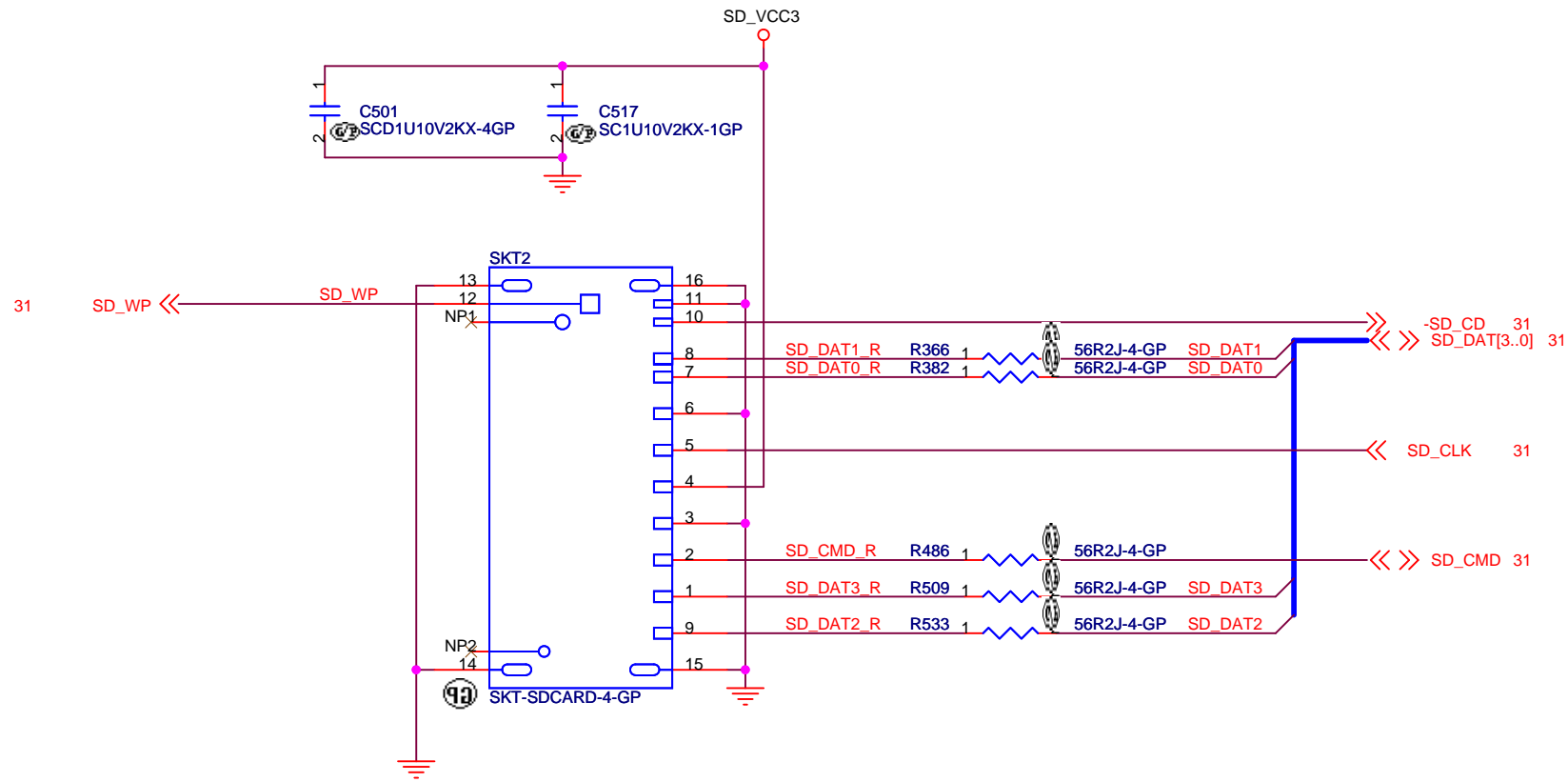


<Variant Name>

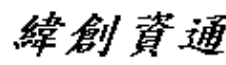
緯創資通		Wistron Corporation	
		21F, 88, Sec.1, Hsin Tai Wu Rd., Hsichih, Taipei Hsien 221, Taiwan, R.O.C.	
CARD BUS CONTROLLER(2/2)			
Title	Document Number	Rev	
Size A3	KS note-3	-1	
Date: Tuesday, March 20, 2007	Sheet 31	of 78	

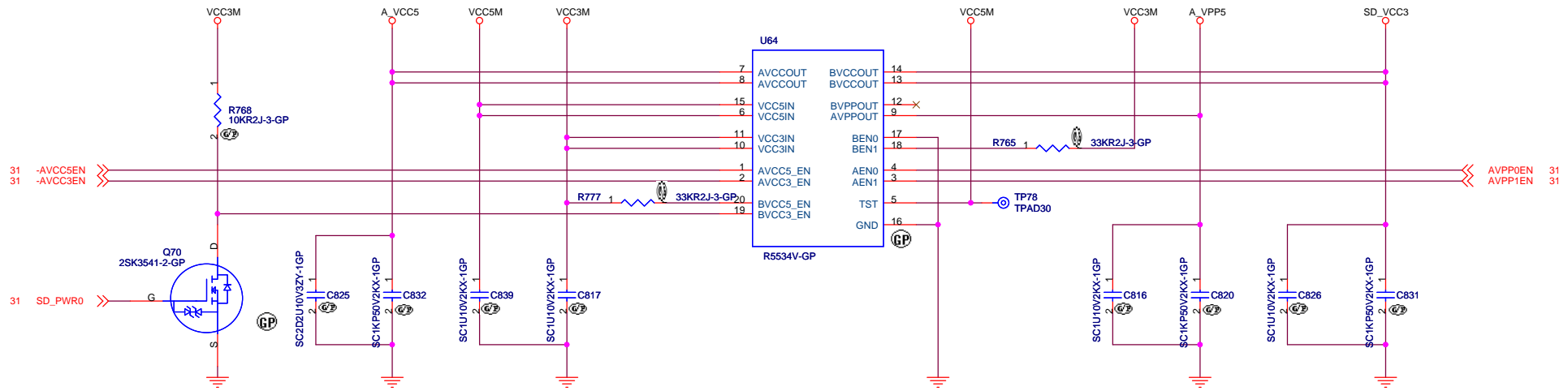


SD Slot



<Variant Name>

 Wistron Corporation 21F, 88, Sec.1, Hsin Tai Wu Rd., Hsichih, Taipei Hsien 221, Taiwan, R.O.C.	
SD SLOT	
Size A4	Document Number KS note-3
Date: Tuesday, March 20, 2007	Rev -1
Sheet 33 of 78	

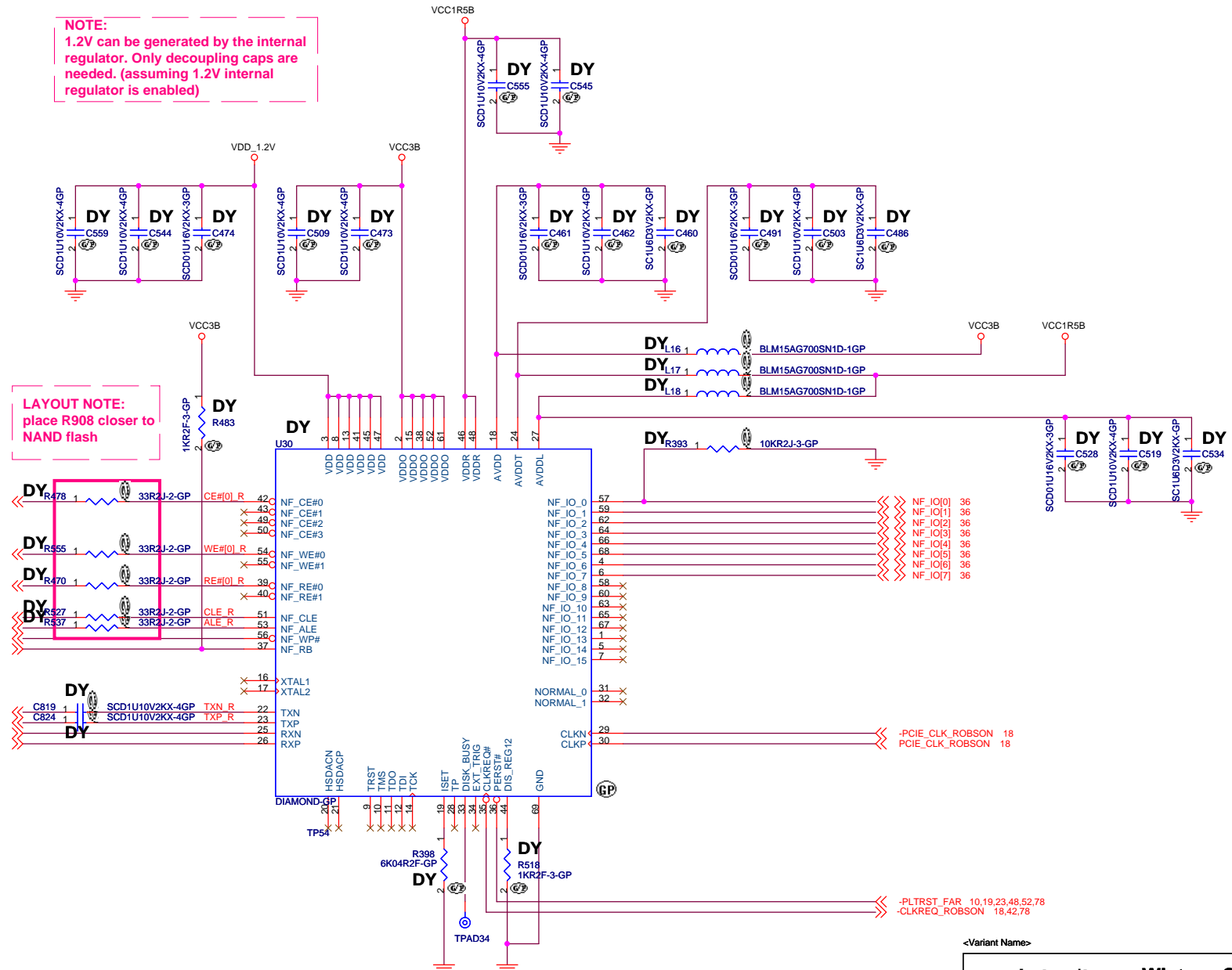


NOTE:
1.2V can be generated by the internal regulator. Only decoupling caps are needed. (assuming 1.2V internal regulator is enabled)

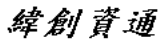
LAYOUT NOTE:
place R908 closer to NAND flash

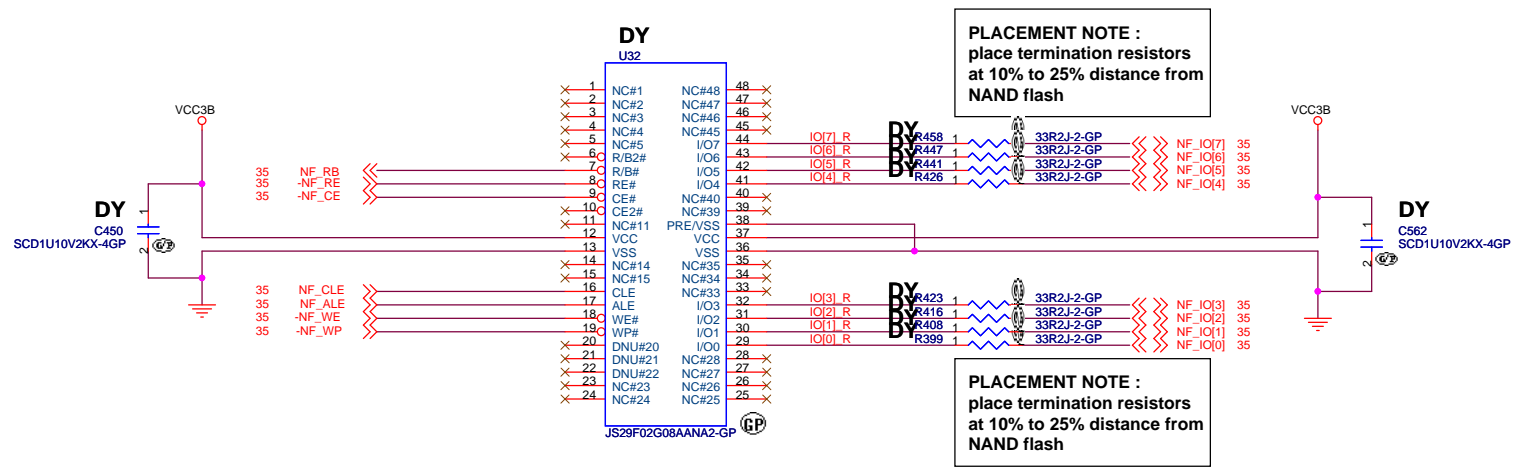
LAYOUT NOTE:
please check the datasheet

23 PCIE_ROBSON_RXN
23 PCIE_ROBSON_RXP
23 PCIE_ROBSON_TXN
23 PCIE_ROBSON_TXP

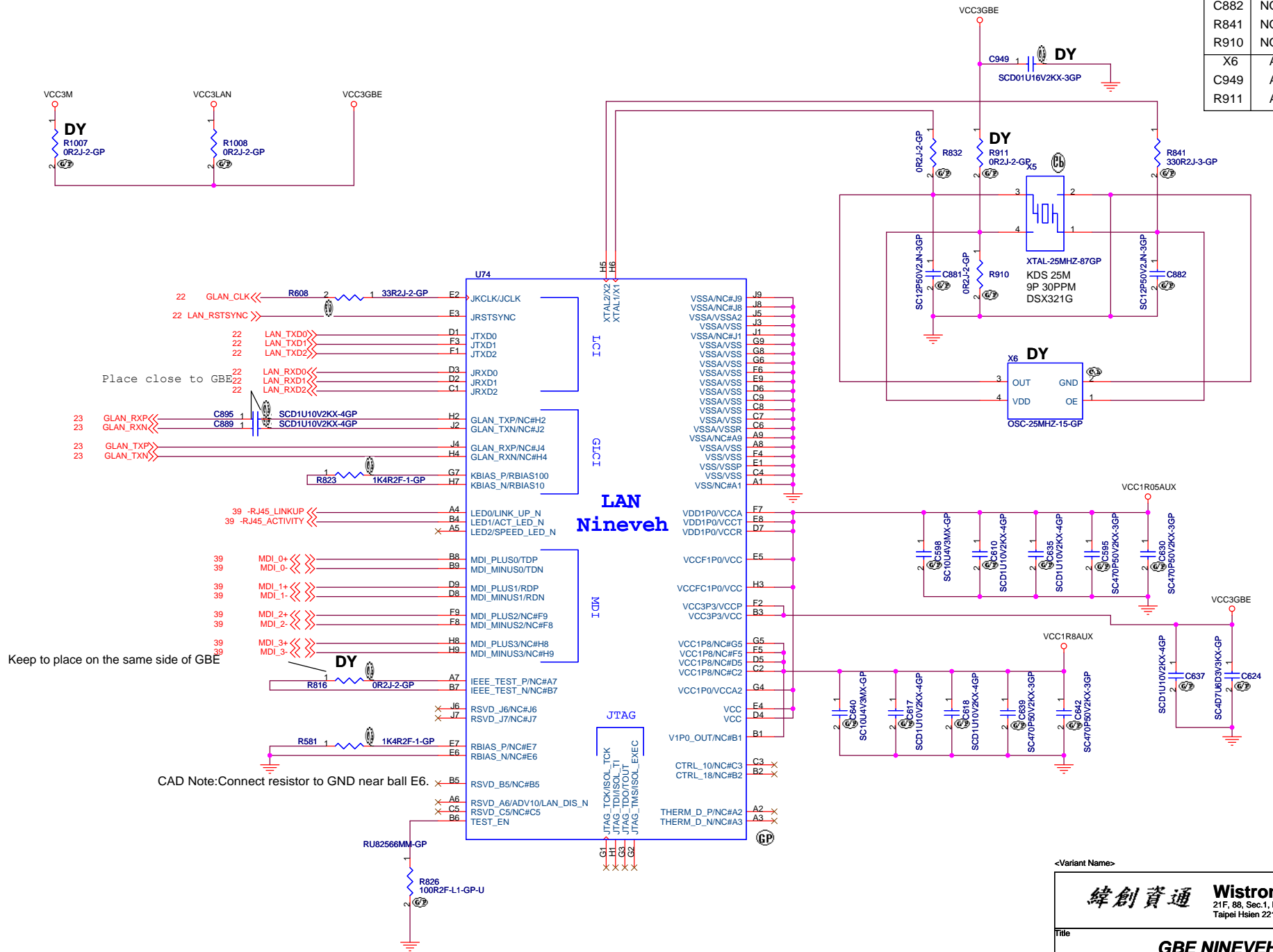


<Variant Name>

 Wistron Corporation 21F, 88, Sec.1, Hsin Tai Wu Rd., Hsichih, Taipei Hsien 221, Taiwan, R.O.C.		
Title		
DIAMOND LAKE		
Size	Document Number	Rev
A3	KS note-3	-1
Date:	Sheet	of
Tuesday, March 20, 2007	35	78



	Oscillator	Crystor
X5	NO ASM	ASM
C881	NO ASM	ASM
C882	NO ASM	ASM
R841	NO ASM	ASM
R910	NO ASM	ASM
X6	ASM	NO ASM
C949	ASM	NO ASM
R911	ASM	NO ASM



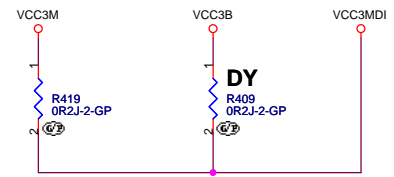
<Variant Name>

緯創資通 Wistron Corporation
 21F, 88, Sec.1, Hsin Tai Wu Rd., Hsichih,
 Taipei Hsien 221, Taiwan, R.O.C.

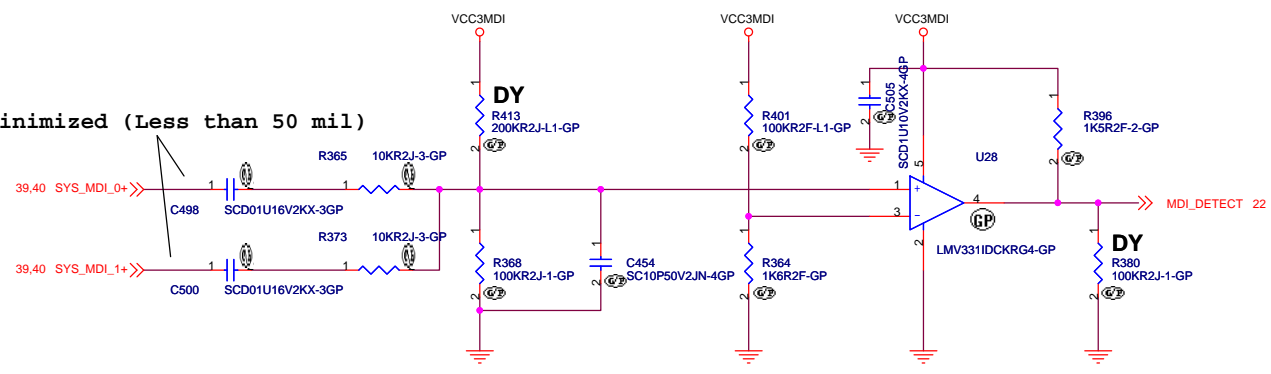
Title: **GBE NINEVEH**

Size: A3 Document Number: **KS note-3** Rev: -1

Date: Tuesday, March 20, 2007 Sheet 37 of 78

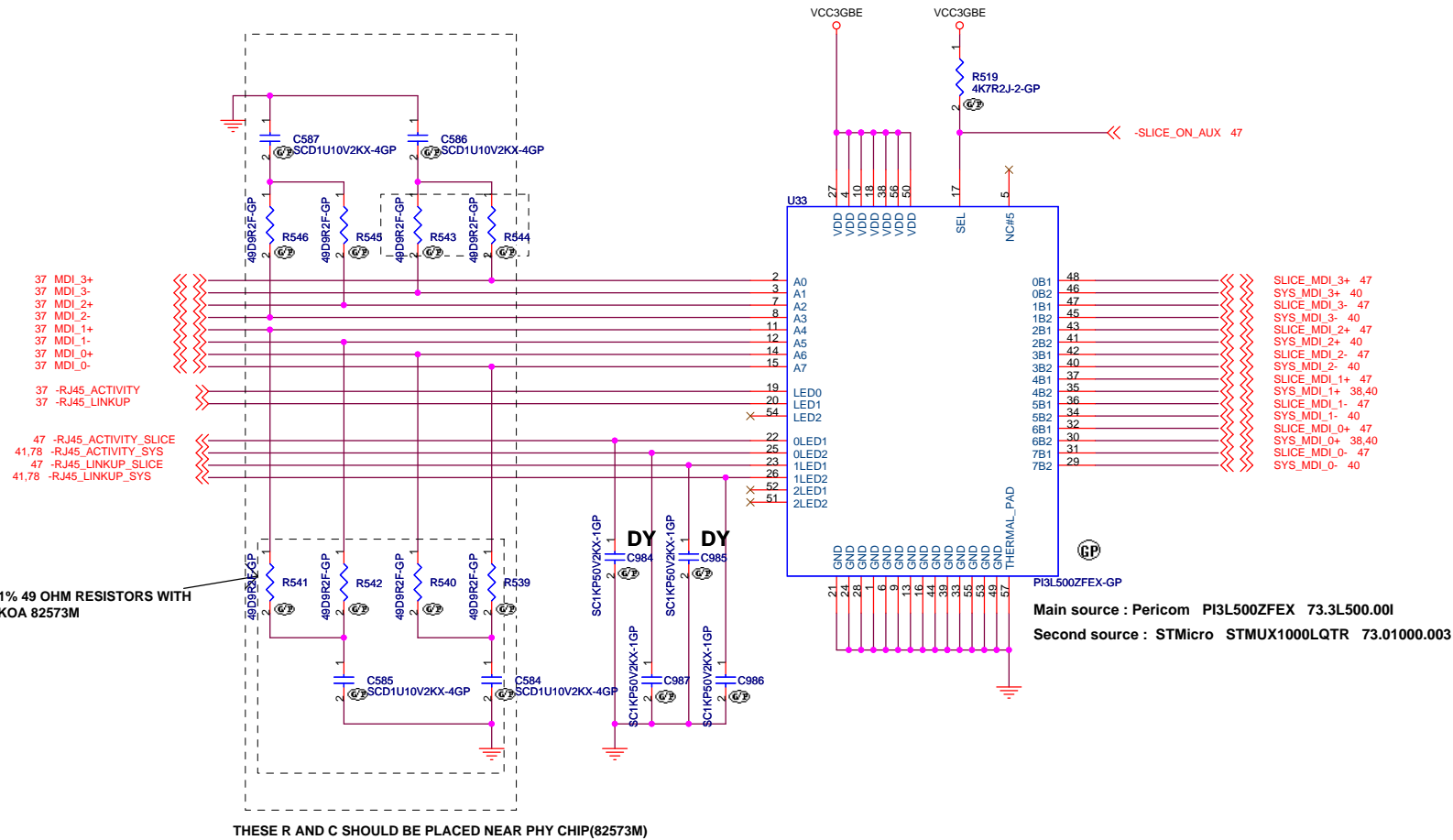


STUB should be minimized (Less than 50 mil)



SVT 3/12
Change U28(LMV331) source from TI to NS

<Variant Name>	
緯創資通 Wistron Corporation 21F, 88, Sec.1, Hsin Tai Wu Rd., Hsichih, Taipei Hsien 221, Taiwan, R.O.C.	
Title	
GBE CABLE SENSE	
Size A3	Document Number KS note-3
Date: Tuesday, March 20, 2007	Rev -1
Date: Tuesday, March 20, 2007	Sheet 38 of 78



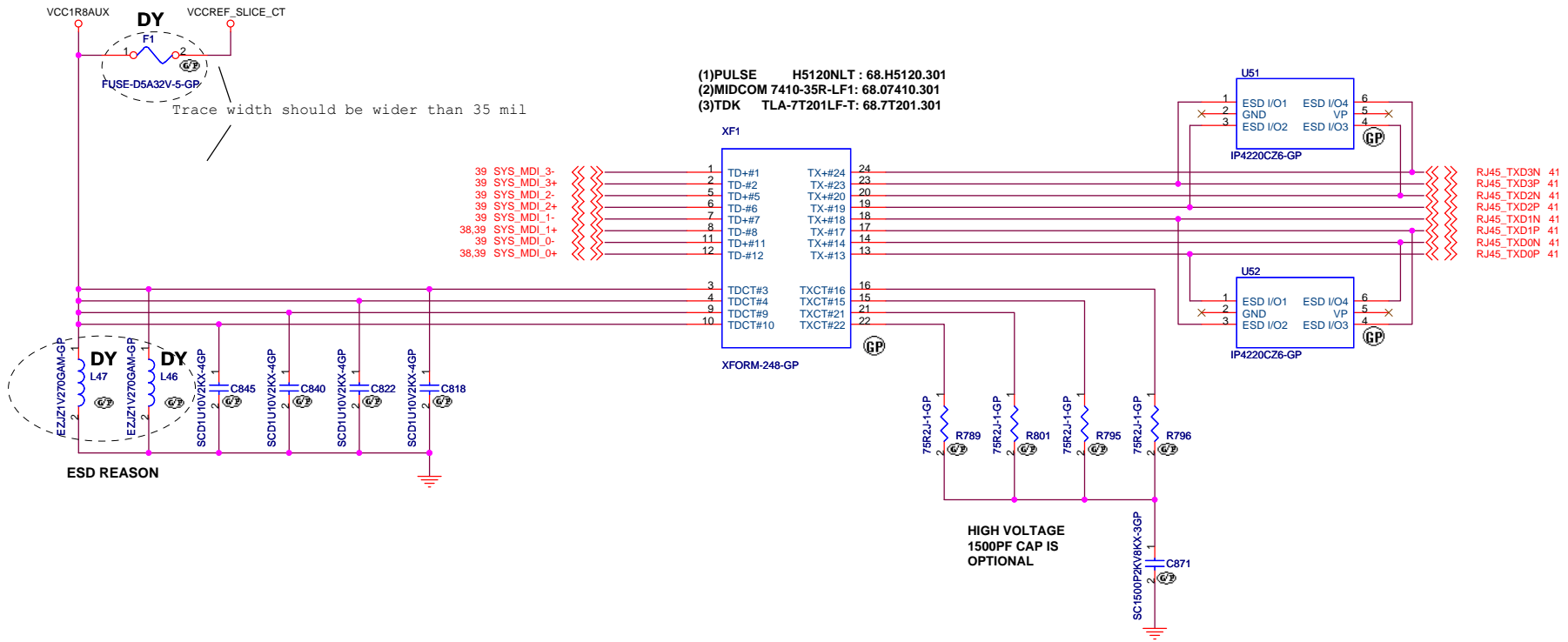
INSTALL 1% 49 OHM RESISTORS WITH INTEL TEKOA 82573M

THESE R AND C SHOULD BE PLACED NEAR PHY CHIP(82573M)

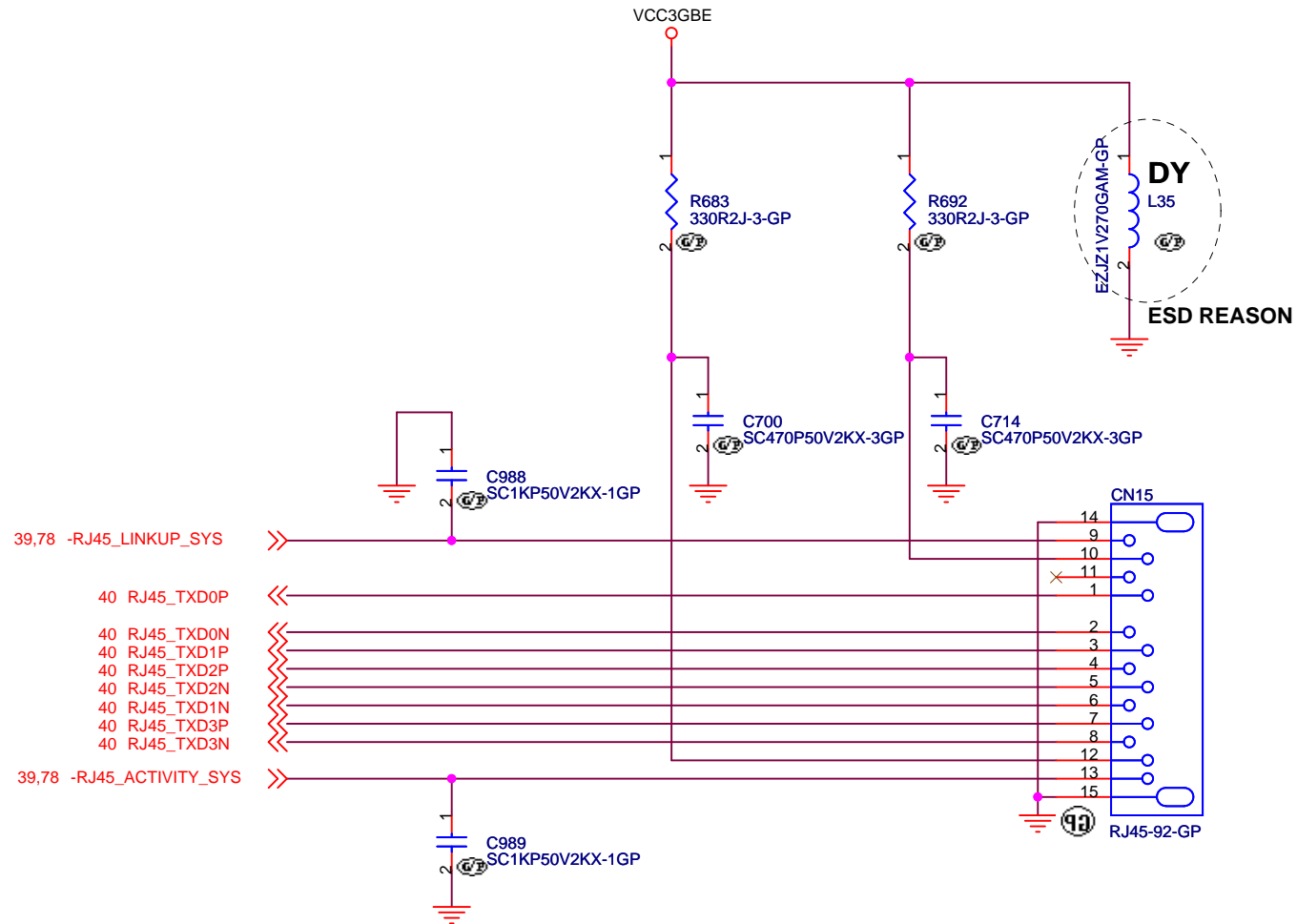
<Variant Name>

 Wistron Corporation 21F, 88, Sec.1, Hsin Tai Wu Rd., Hsichih, Taipei Hsien 221, Taiwan, R.O.C.		
GBE LAN SW		
Title		
Size A3	Document Number	Rev -1
KS note-3		
Date: Tuesday, March 20, 2007	Sheet 39	of 78


This should be placed near LAN Magnetics, not Slice conn.

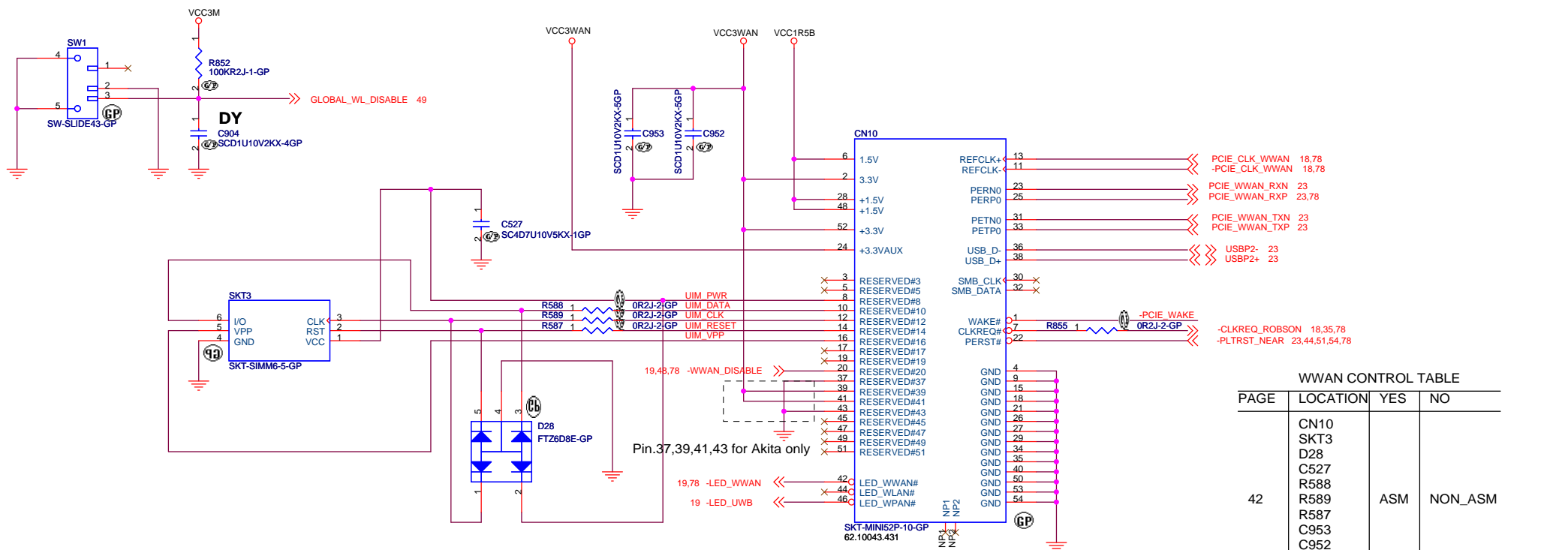


<Variant Name>

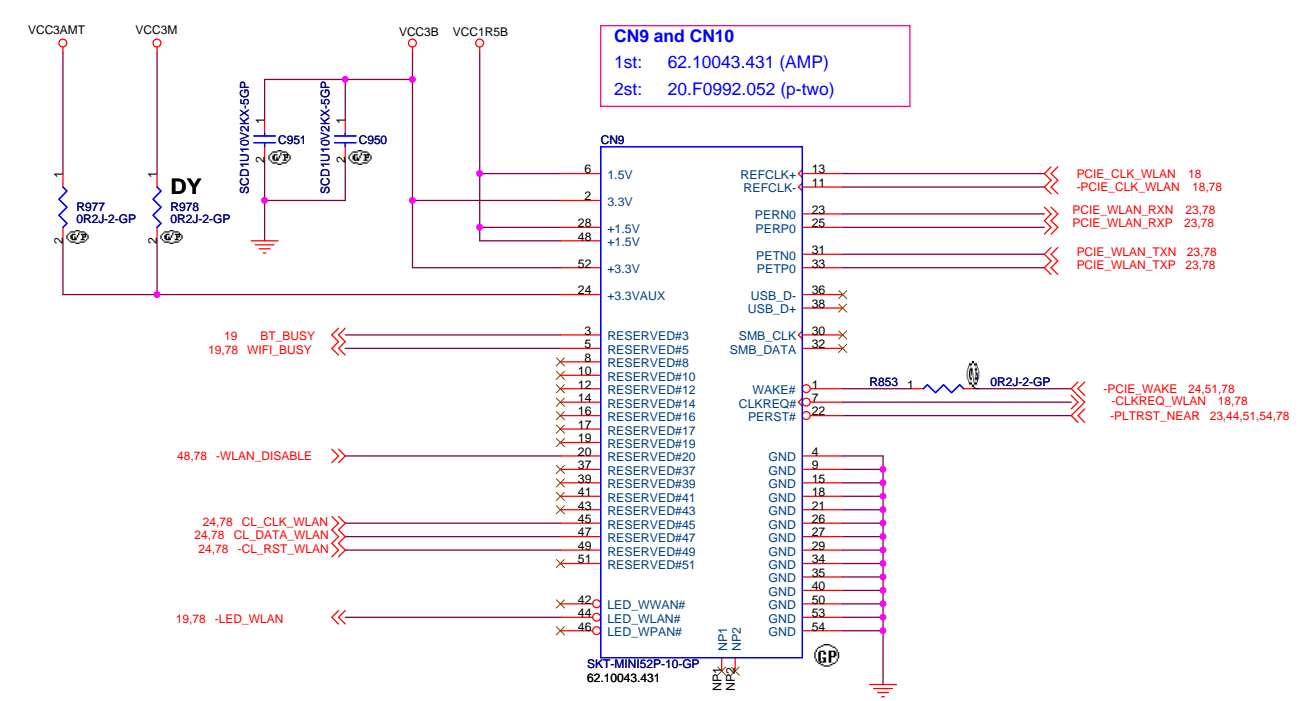


<Variant Name>

 Wistron Corporation 21F, 88, Sec.1, Hsin Tai Wu Rd., Hsichih, Taipei Hsien 221, Taiwan, R.O.C.		
Title RJ11/RJ45 CONN		
Size A4	Document Number KS note-3	Rev -1
Date: Tuesday, March 20, 2007		Sheet 41 of 78



WWAN CONTROL TABLE			
PAGE	LOCATION	YES	NO
42	CN10 SKT3 D28 C527 R588 R589 R587 C953 C952 R855	ASM	NON_ASM
73	Q75 R949 D93 R950 C967	ASM	NON_ASM



CN9 and CN10
 1st: 62.10043.431 (AMP)
 2st: 20.F0992.052 (p-two)

<Variant Name>

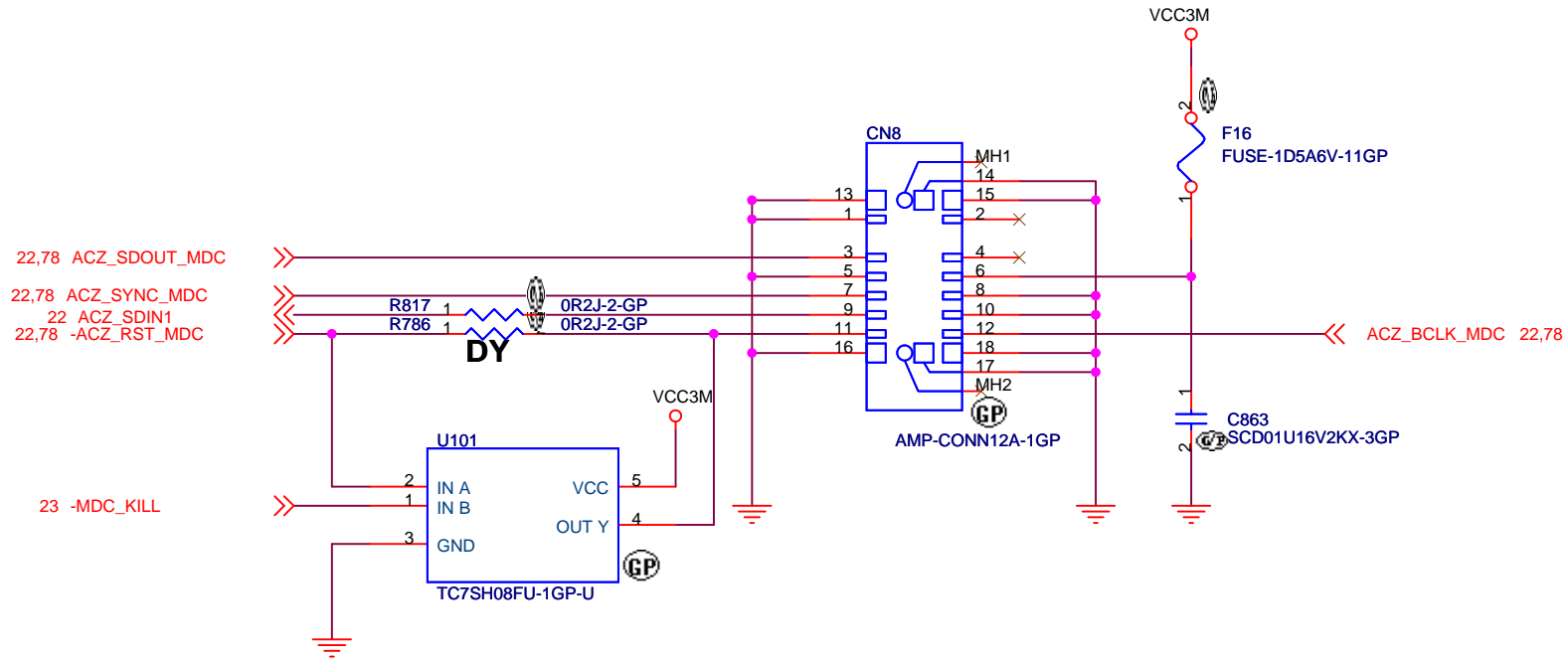
緯創資通 Wistron Corporation
 21F, 88, Sec.1, Hsin Tai Wu Rd., Hsichih,
 Taipei Hsien 221, Taiwan, R.O.C.

Title: **MINI CARD SLOT**

Size: A3 Document Number: **KS note-3** Rev: -1

Date: Tuesday, March 20, 2007 Sheet 42 of 78

MDC CONN



<Variant Name>

緯創資通 **Wistron Corporation**
 21F, 88, Sec.1, Hsin Tai Wu Rd., Hsichih,
 Taipei Hsien 221, Taiwan, R.O.C.

Title

MDC 1.5 CONNECTOR

Size
 A4

Document Number

KS note-3

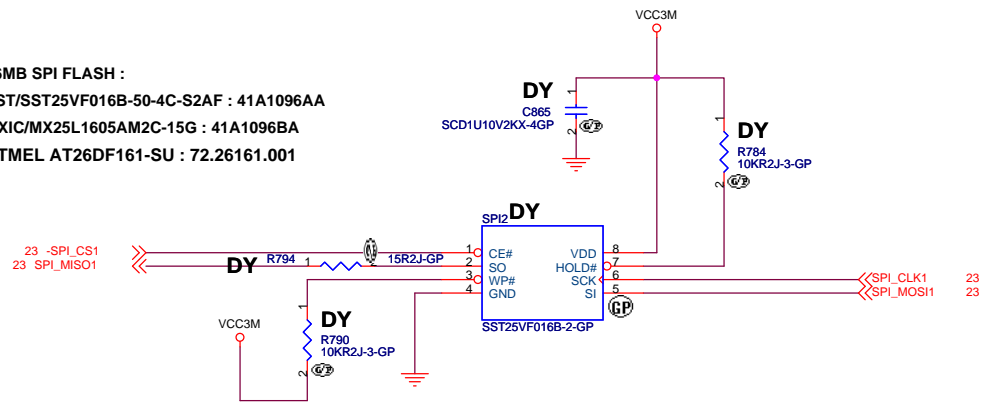
Rev
 -1

Date: Tuesday, March 20, 2007

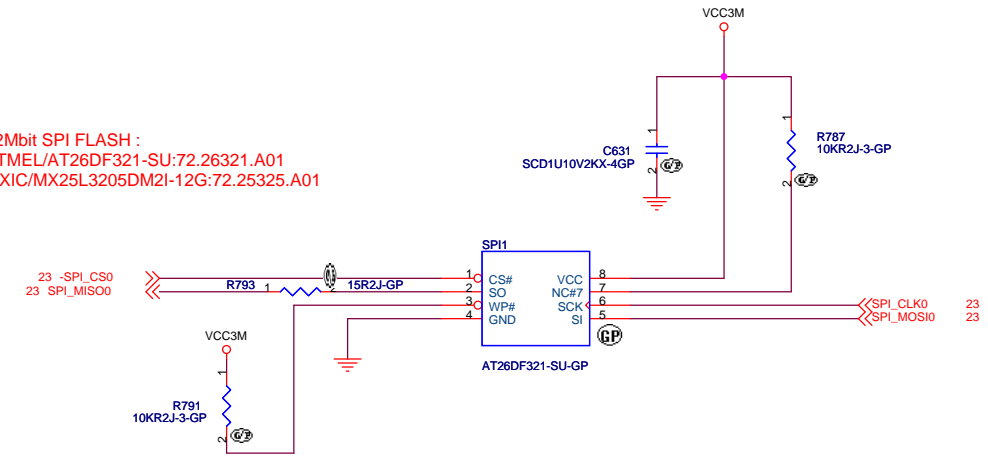
Sheet 43 of 78

Golden Finger for Debug Board

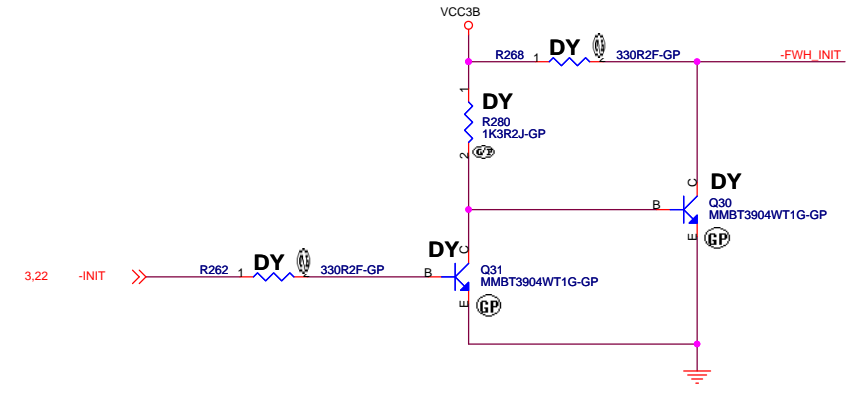
16MB SPI FLASH :
 SST/SST25VF016B-50-4C-S2AF : 41A1096AA
 MXIC/MX25L1605AM2C-15G : 41A1096BA
 ATMEL AT26DF161-SU : 72.26161.001



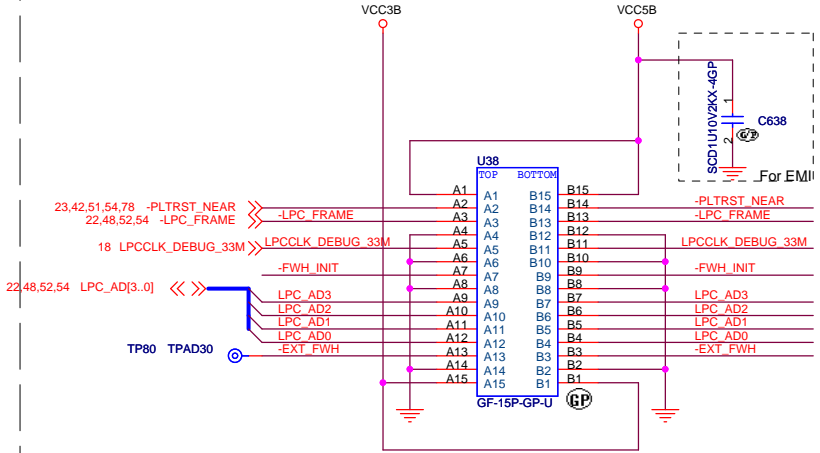
32Mbit SPI FLASH :
 ATMEL/AT26DF321-SU:72.26321.A01
 MXIC/MX25L3205DM2I-12G:72.25325.A01



All Dummy in SVT stage

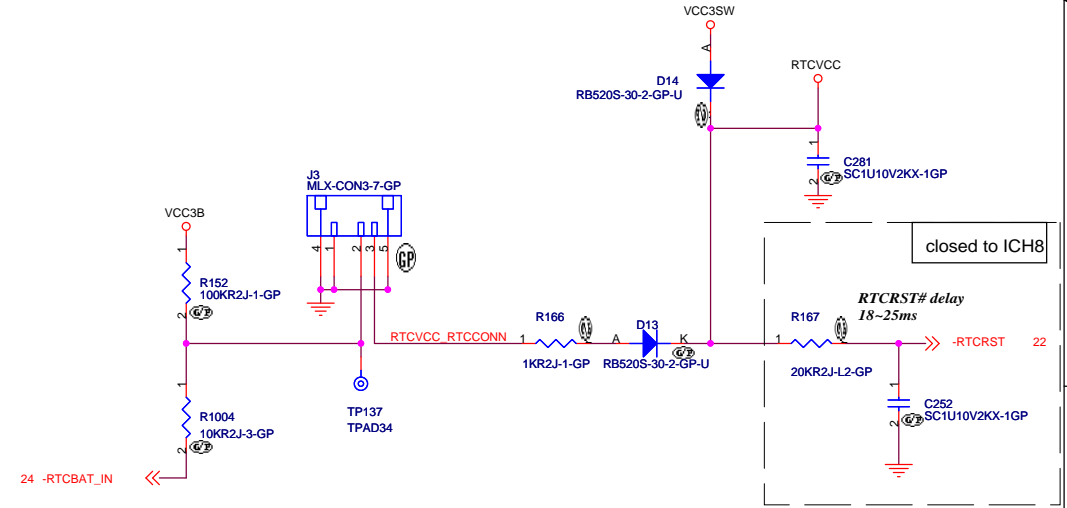


TOP VIEW

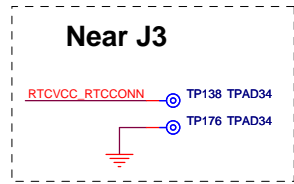


- A15 (B1)
- A14 (B2)
- ...
- A2 (B14)
- A1 (B15)

(BOTTOM VIEW)



24 -RTCBAT_IN



<Variant Name>

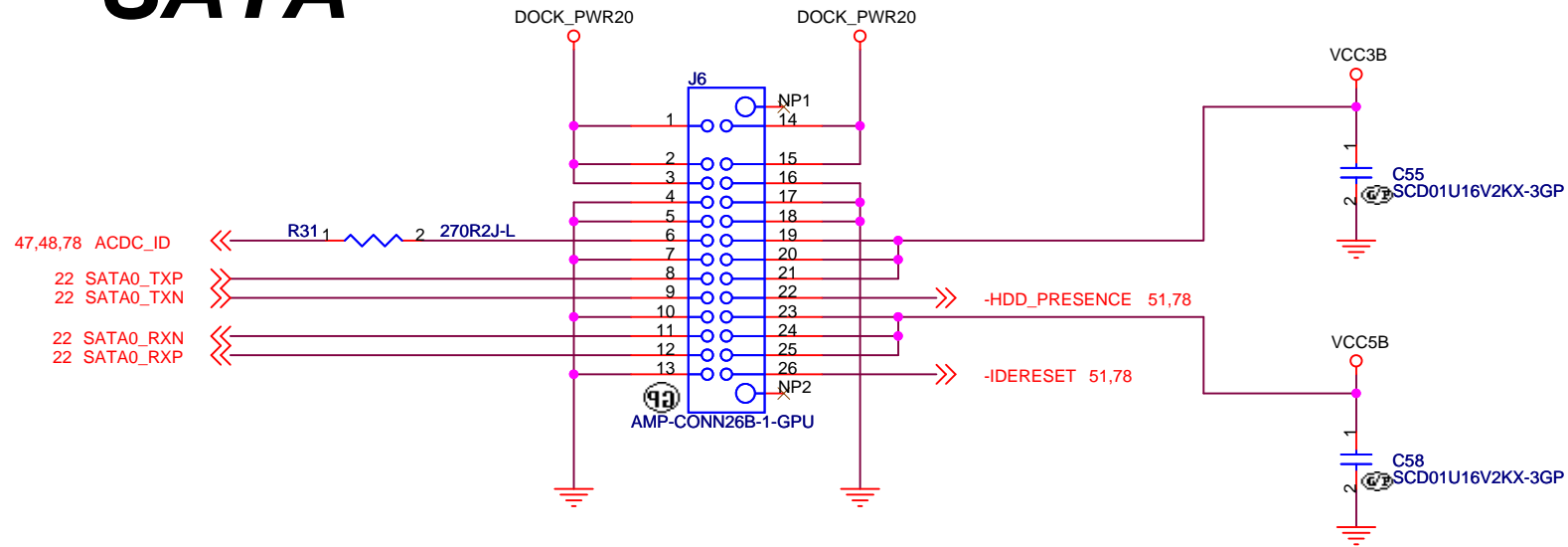
緯創資通 Wistron Corporation
 21F, 88, Sec.1, Hsin Tai Wu Rd., Hsichih, Taipei Hsien 221, Taiwan, R.O.C.

Title: **RTC BATTERY & SPI**

Size: A3 Document Number: **KS note-3** Rev: -1

Date: Tuesday, March 20, 2007 Sheet 44 of 78

SATA



<Core Design>

緯創資通

Wistron Corporation
21F, 88, Sec.1, Hsin Tai Wu Rd., Hsichih,
Taipei Hsien 221, Taiwan, R.O.C.

Title

Board To Board CONN

Size
A4

Document Number

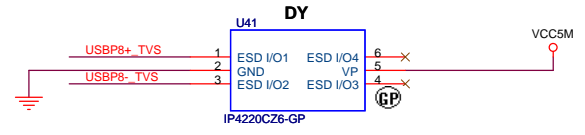
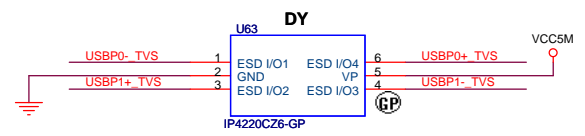
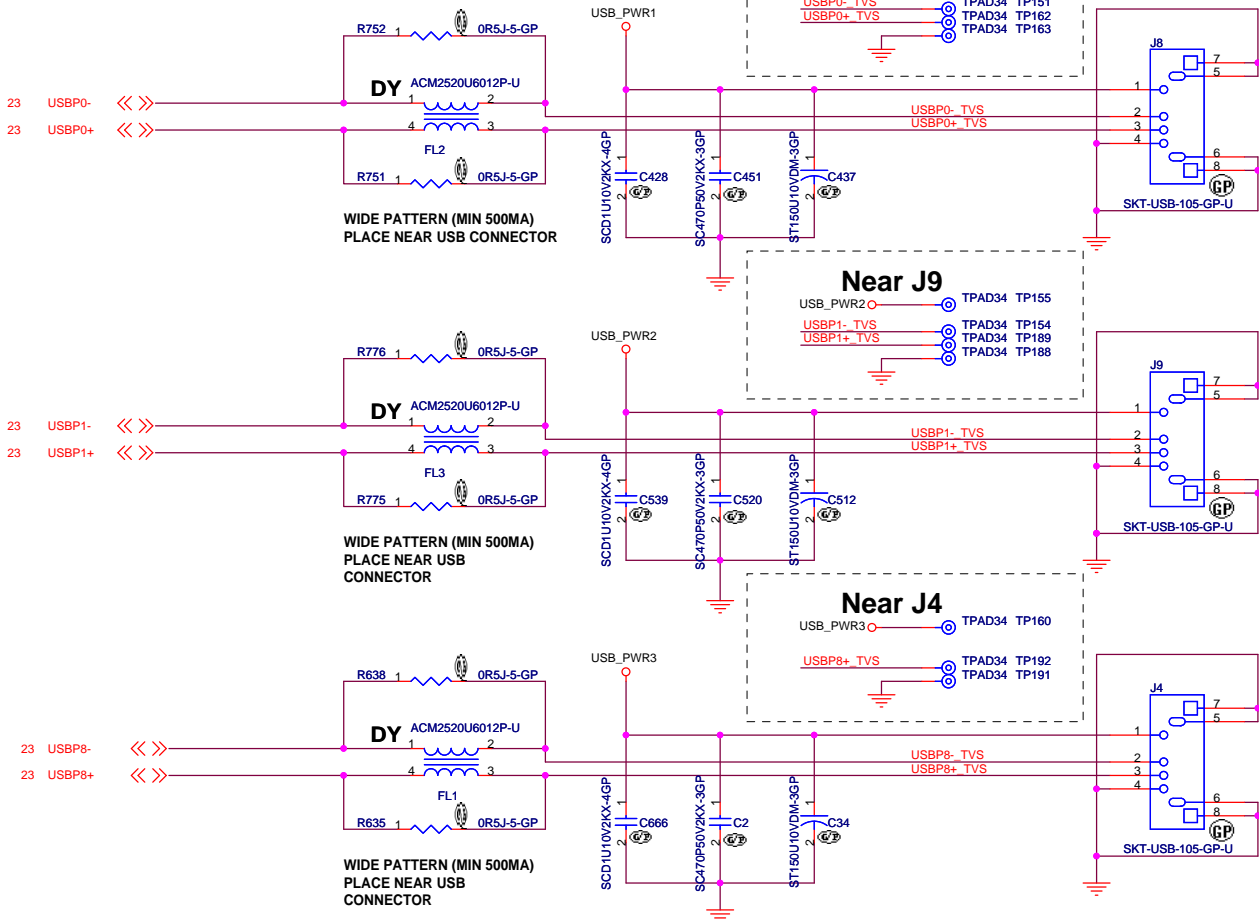
KS note-3

Rev
-1

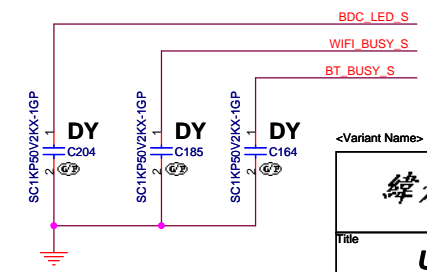
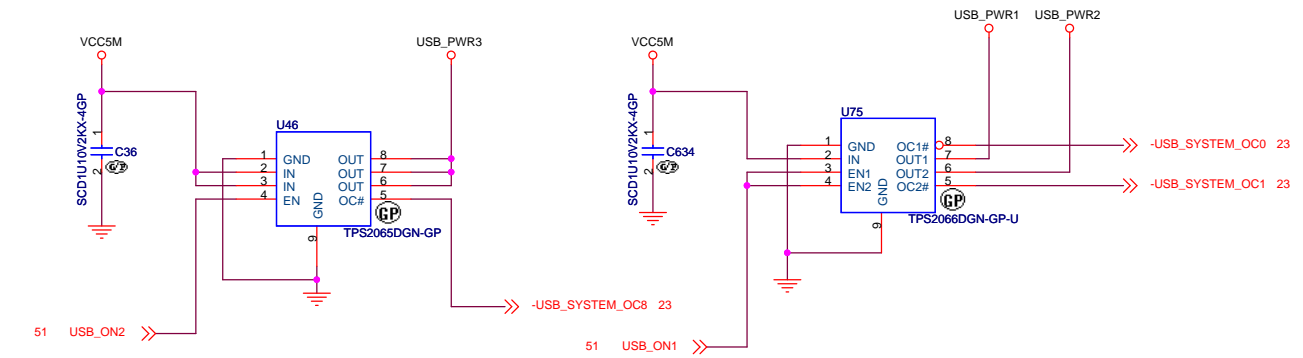
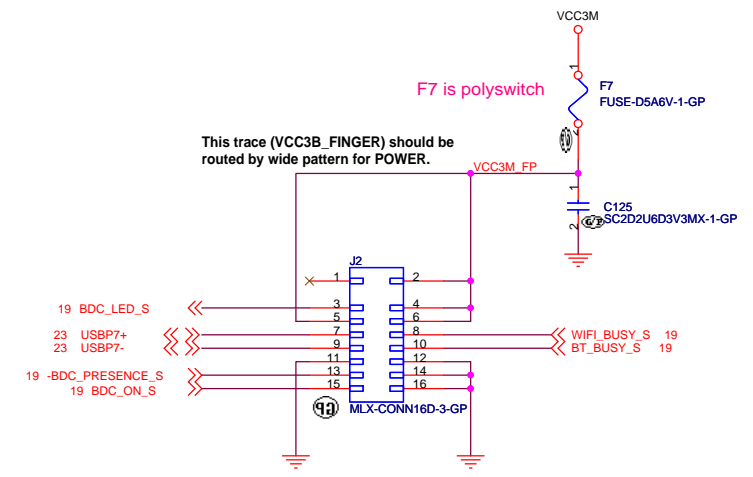
Date: Tuesday, March 20, 2007

Sheet 45 of 78

COMMON MODE CHOKE COIL: TDK ACM2520U
 PLACED THESE RESISTORS AS THE CHOKE COIL ARE ALSO
 PLACED ON THE SMA PADS OF THESE TWO 0-OHM
 RESISTORS



Fingerprint Reader for KS-3 BDC for Dali-2



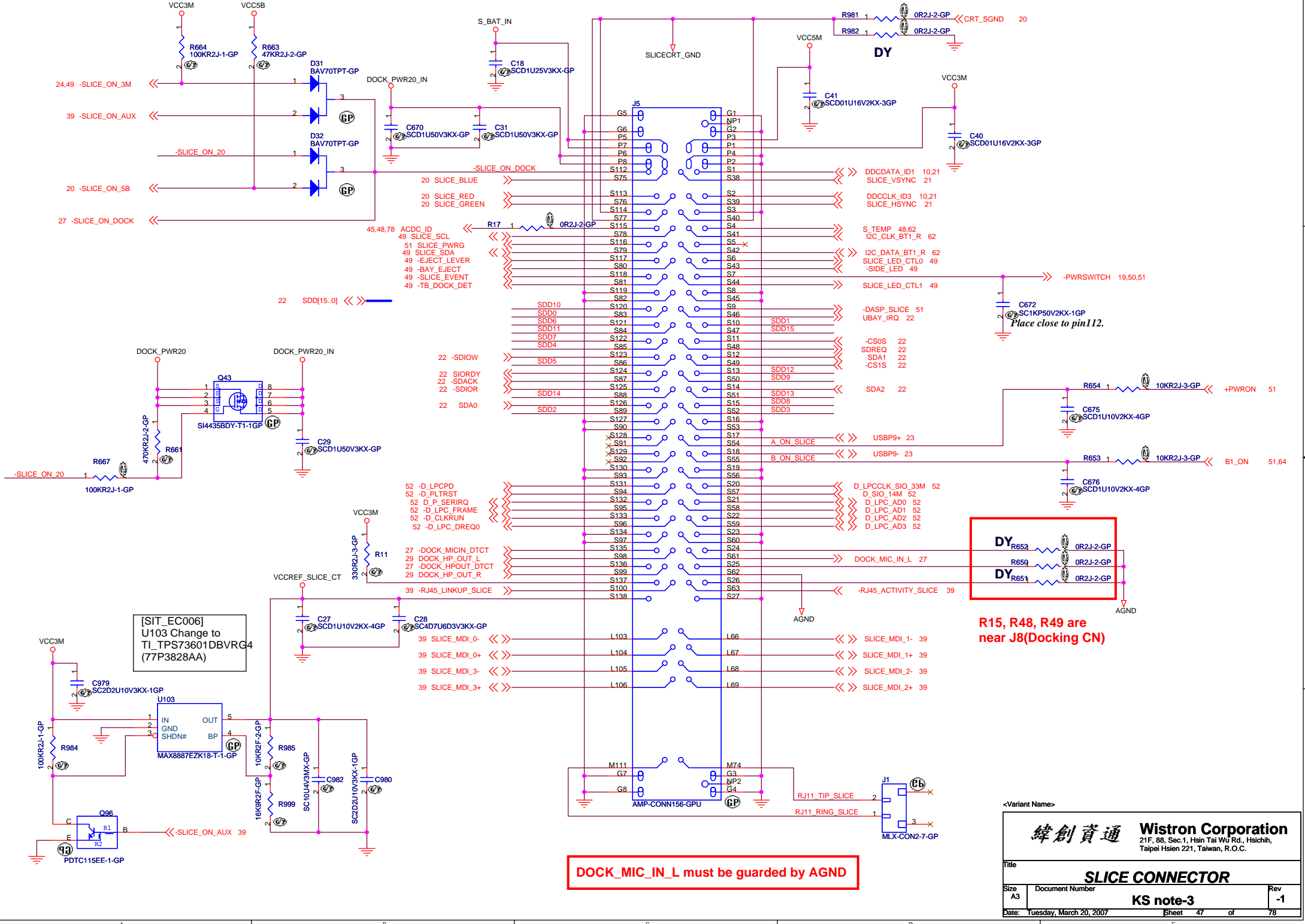
<Variant Name>

緯創資通 Wistron Corporation
 21F, 88, Sec.1, Hsin Tai WJ Rd., Hsichih,
 Taipei Hsien 221, Taiwan, R.O.C.

Title: **USB POWER / CONNECTOR**

Size: A3	Document Number: KS note-3	Rev: -1
----------	-----------------------------------	---------

Date: Tuesday, March 20, 2007 Sheet 46 of 78



[SIT_EC006]
U103 Change to
TI_TPS73601DBVRG4
(77P3828AA)

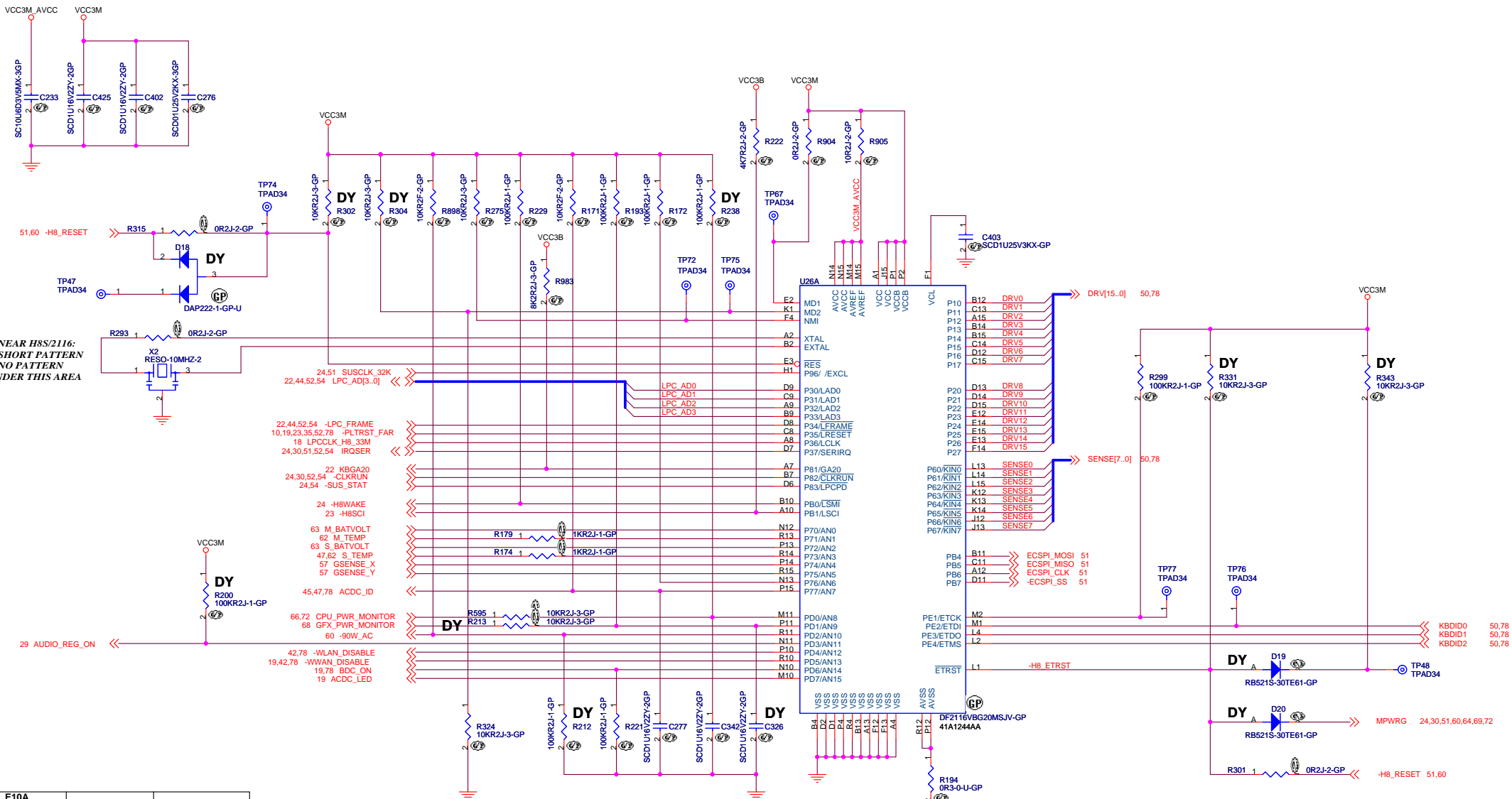
DY
R652 10K R2J-2-GP
R650 10K R2J-2-GP
R651 10K R2J-2-GP

R15, R48, R49 are near J8(Docking CN)

DOCK_MIC_IN_L must be guarded by AGND

Title		SLICE CONNECTOR	
Size	A3	Document Number	KS note-3
Date:	Tuesday, March 20, 2007	Sheet	47 of 78

Wistron Corporation
 21F, 88, Sec.1, Hsin Tai Wu Rd., Hsichih,
 Taipei Hsien 221, Taiwan, R.O.C.



1. NEAR H8S/2116:
2. SHORT PATTERN
3. NO PATTERN
UNDER THIS AREA

E10A Debug I/F	Enable	Disable
R301	NO ASM	ASM
R315	NO ASM	ASM
D18	ASM	NO ASM
D19	ASM	NO ASM
D20	ASM	NO ASM
R302	ASM	NO ASM
R304	ASM	NO ASM
R331	ASM	NO ASM
R343	ASM	NO ASM

<Variant Name>

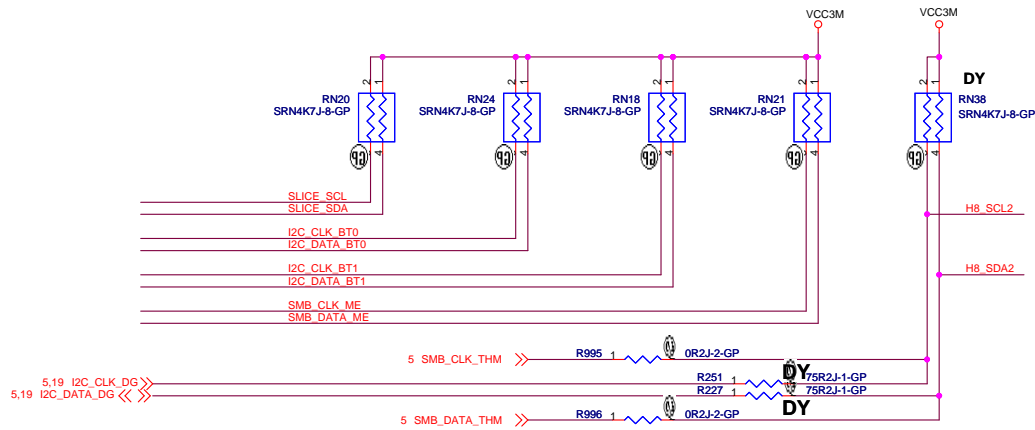
緯創資通 **Wistron Corporation**
21F, 88, Sec.1, Hsin Tai Wu Rd., Hsichih,
Taipei Hsien 221, Taiwan, R.O.C.

Title: **H8S2116 (1/2)**

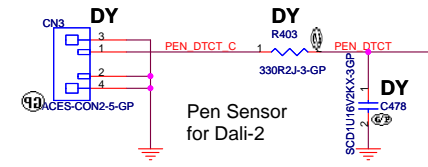
Size: Custom Document Number: **KS note-3** Rev: **-1**

Date: Tuesday, March 20, 2007 Sheet 48 of 78

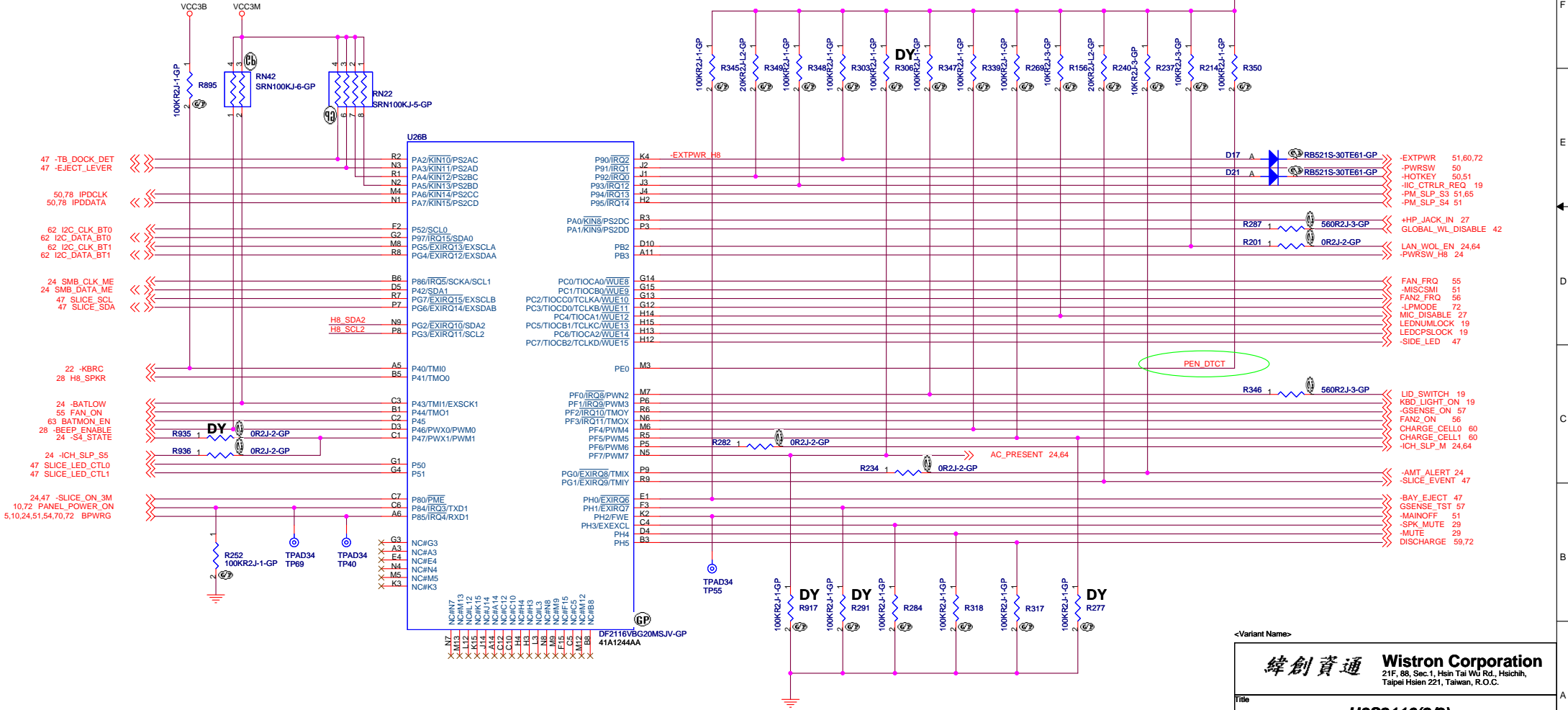
Place	KS-3	Dali-2	Notes
R403	Dummy	ASM	DALI2 PenDetect Sensor
C478	Dummy	ASM	
CN3	Dummy	ASM	
RN38	Dummy	ASM	KS3 ThermalSensor IIC BUS
R251	Dummy	ASM	
R227	Dummy	ASM	
R995	ASM	Dummy	DALI2 uP/Thermal Sensor IIC BUS
R996	ASM	Dummy	



I2C circuit for microcontroller on LCD side



Pen Sensor for Dali-2



<Variant Name>

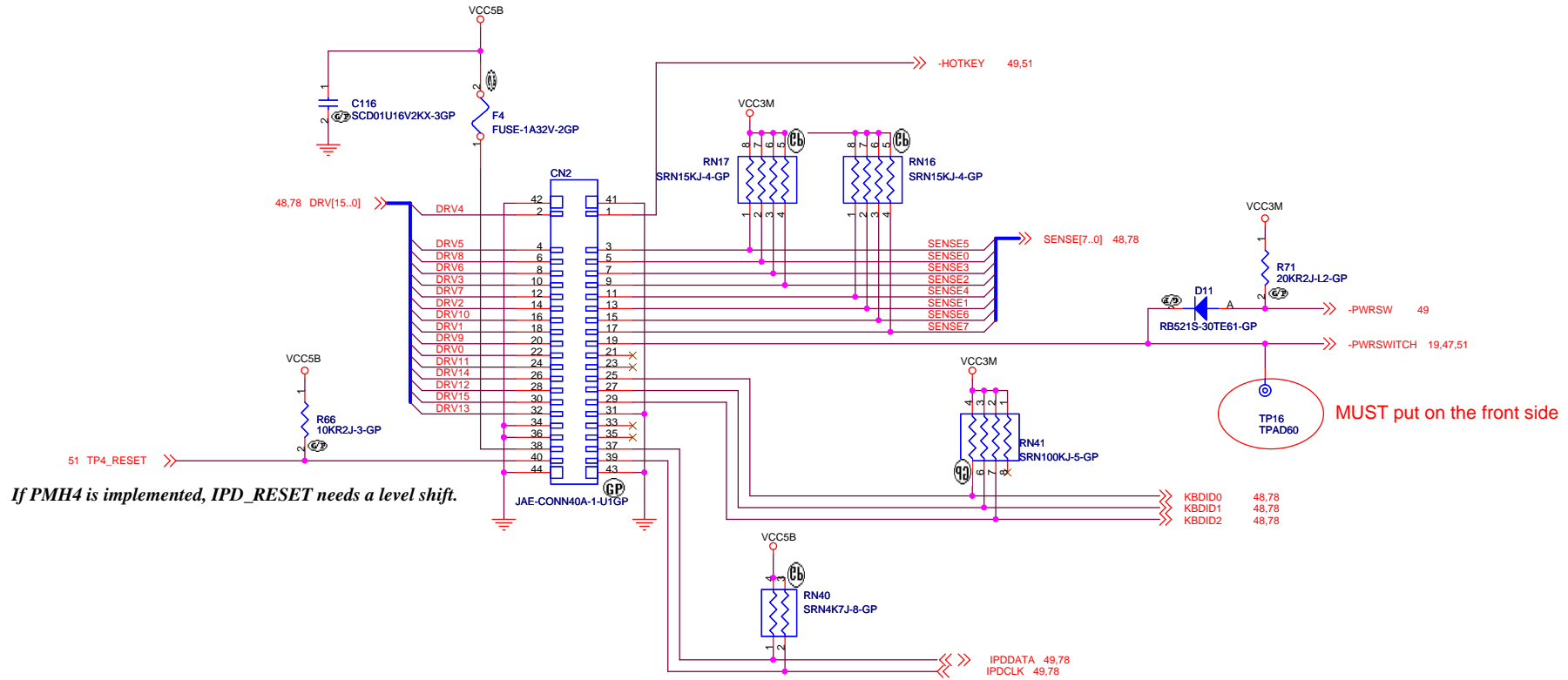
緯創資通 Wistron Corporation
21F, 88, Sec. 1, Hsin Tai Wu Rd., Hsichih, Taipei Hsien 221, Taiwan, R.O.C.

Title: **H8S2116(2/2)**

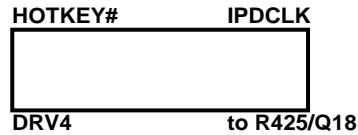
Size: Document Number
Custort: **KS note-3** Rev: **-1**

Date: Tuesday, March 20, 2007 Sheet: 49 of 78

Keyboard Connector



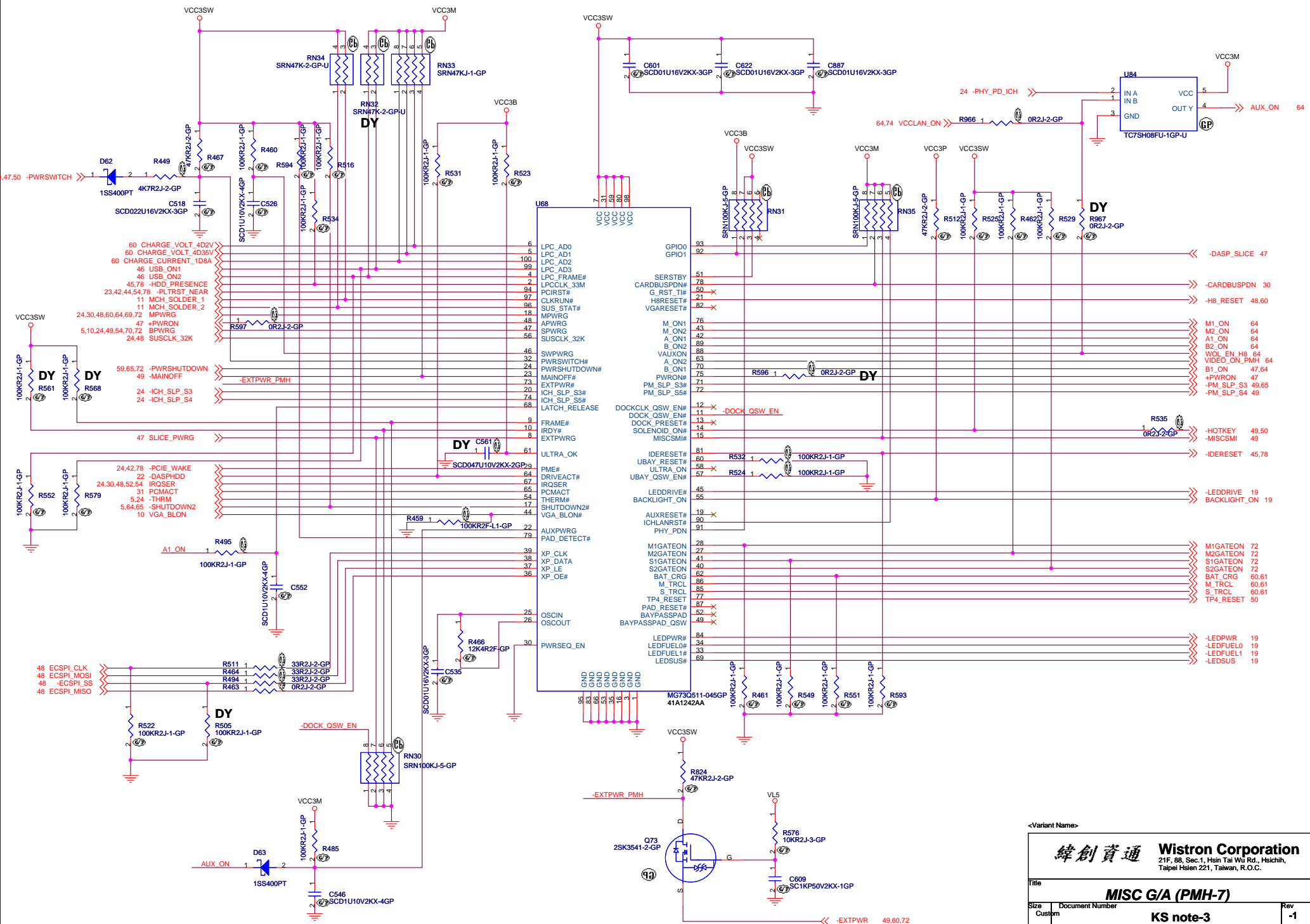
If PMH4 is implemented, IPD_RESET needs a level shift.

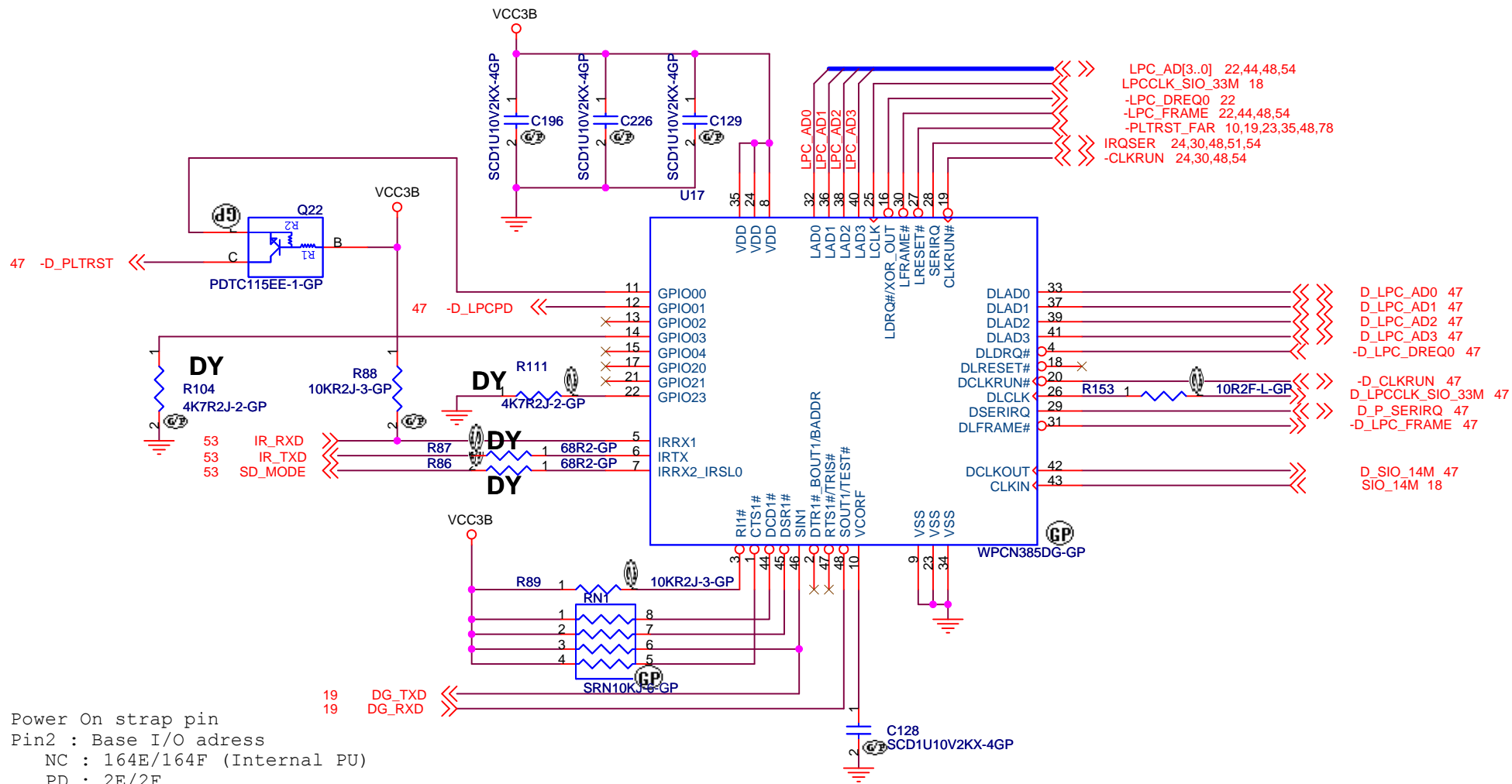


Keyboard Connector Top View

<Variant Name>

緯創資通		Wistron Corporation	
		21F, 88, Sec.1, Hsin Tai WJ Rd., Hsichih, Taipei Hsien 221, Taiwan, R.O.C.	
KEYBOARD CONN			
Size	Document Number	Rev	
A3		-1	
KS note-3			
Date:	Tuesday, March 20, 2007	Sheet	50 of 78



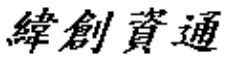


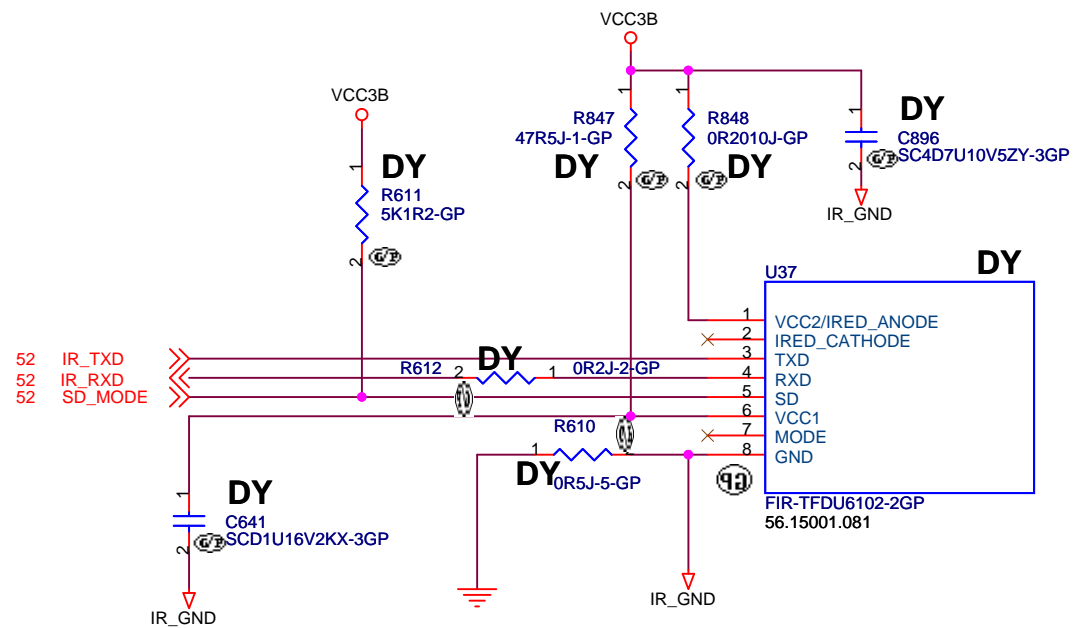
LPC_AD[3..0] 22,44,48,54
 LPCCLK_SIO_33M 18
 -LPC_DREQ0 22
 -LPC_FRAME 22,44,48,54
 -PLTRST_FAR 10,19,23,35,48,78
 IRQSER 24,30,48,51,54
 -CLKRUN 24,30,48,54

D_LPC_AD0 47
 D_LPC_AD1 47
 D_LPC_AD2 47
 D_LPC_AD3 47
 -D_LPC_DREQ0 47
 -D_CLKRUN 47
 D_LPCCLK_SIO_33M 47
 D_P_SERIRQ 47
 -D_LPC_FRAME 47
 D_SIO_14M 47
 SIO_14M 18

Power On strap pin
 Pin2 : Base I/O address
 NC : 164E/164F (Internal PU)
 PD : 2E/2F
 Pin31 : LPC Switch function
 NC : Switch Enable(controlle by DLCON bit)
 PD : Switch Disable(forced to be Dissconnected)
 Pin47 : Tristate
 NC : Normal Operation
 PD : All pins floting
 Pin48 : Test
 NC : Normal Operation
 PD : Test mode

<Variant Name>

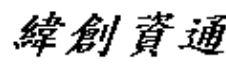
 Wistron Corporation 21F, 88, Sec.1, Hsin Tai Wu Rd., Hsichih, Taipei Hsien 221, Taiwan, R.O.C.	
SIO NS87382	
Title SIO NS87382	Document Number KS note-3
Size A4	Rev -1
Date: Tuesday, March 20, 2007	
Sheet 52 of 78	



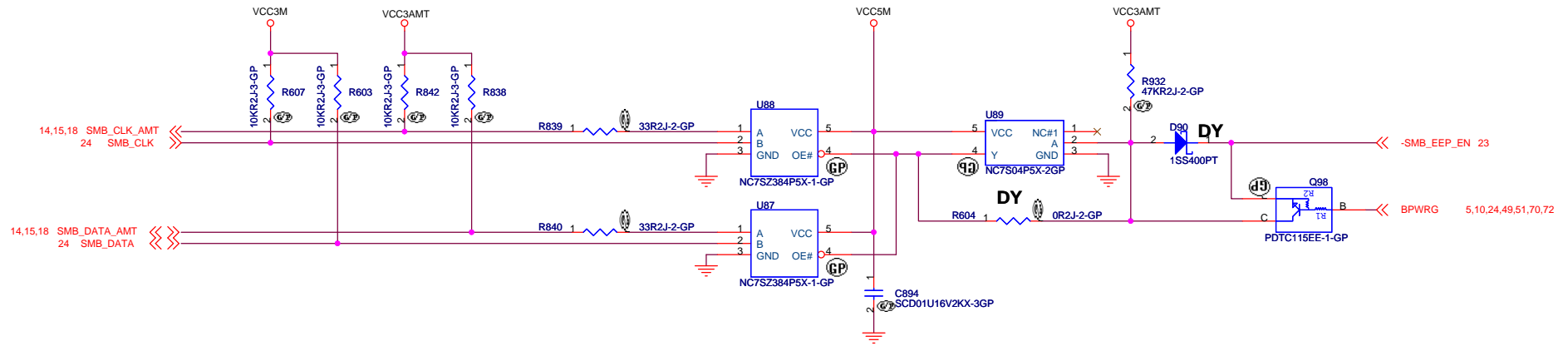
	VISHAY	ZILOG
R848	0Ω	0Ω
R847	47Ω	68Ω
C896	4.7uF	10uF
C641	0.1uF	1uF

VISHAY TFDU6102-TR3 : 56.15001.081
 ZILOG ZHX2022 : 56.15004.011

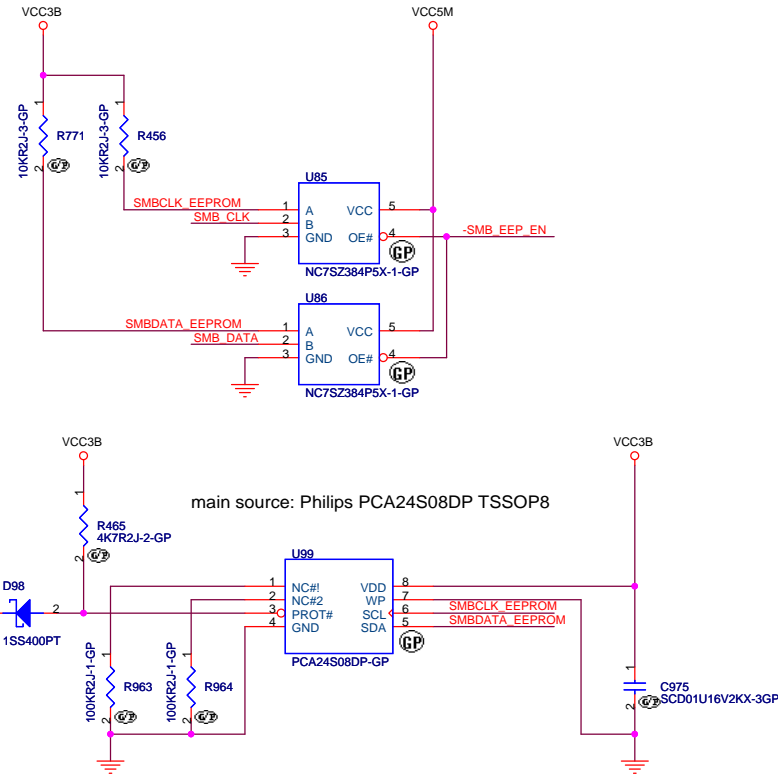
<Variant Name>

 Wistron Corporation 21F, 88, Sec.1, Hsin Tai Wu Rd., Hsichih, Taipei Hsien 221, Taiwan, R.O.C.	
IR MODULE	
Size A4	Document Number KS note-3
Date: Tuesday, March 20, 2007	Rev -1
Sheet 53 of 78	

U85, U86 U87, U88
 [Sourcing Candidate]
 Toshiba TC7SB384FU
 TI SN74CBT1G384DCKR
 Fairchild NC7SZ384

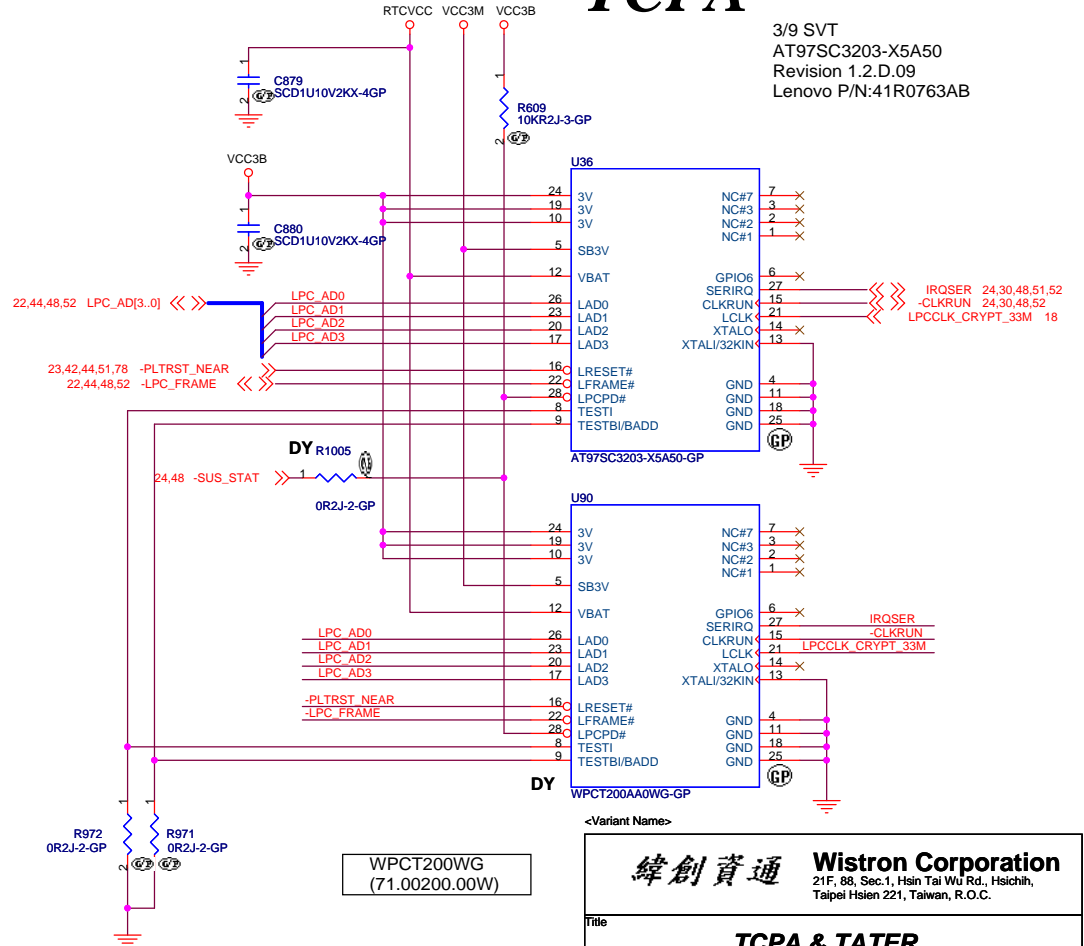


TATER



TCPA

3/9 SVT
 AT97SC3203-X5A50
 Revision 1.2.D.09
 Lenovo P/N:41R0763AB

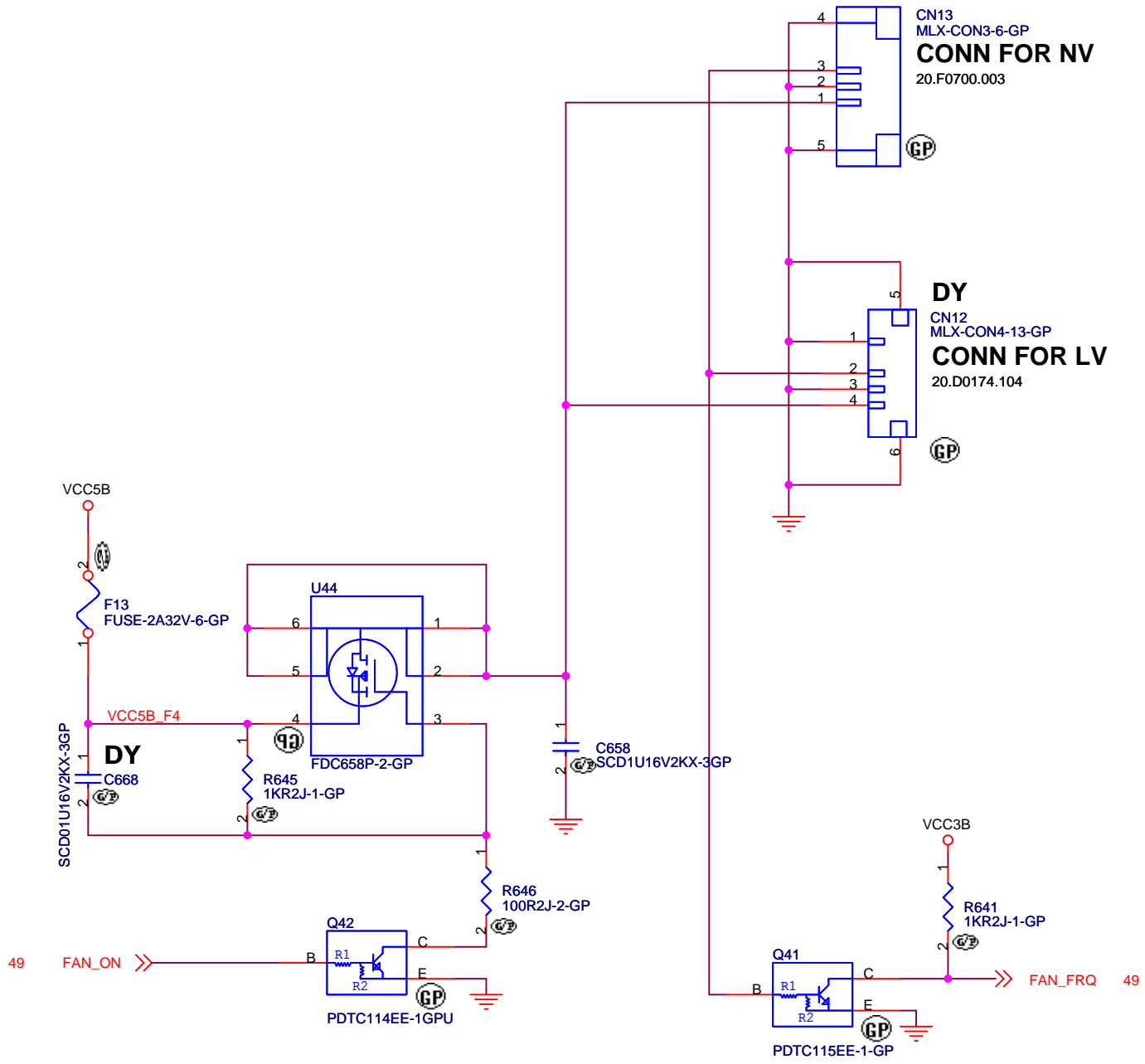


WPCT200WG
 (71.00200.00W)

<Variant Name>

緯創資通 **Wistron Corporation**
 21F, 88, Sec.1, Hsin Tai Wu Rd., Hsichih,
 Taipei Hsien 221, Taiwan, R.O.C.

Title		TCPA & TATER	
Size	Document Number	Rev	
A3		-1	
Date:	Tuesday, March 20, 2007	Sheet	54 of 78

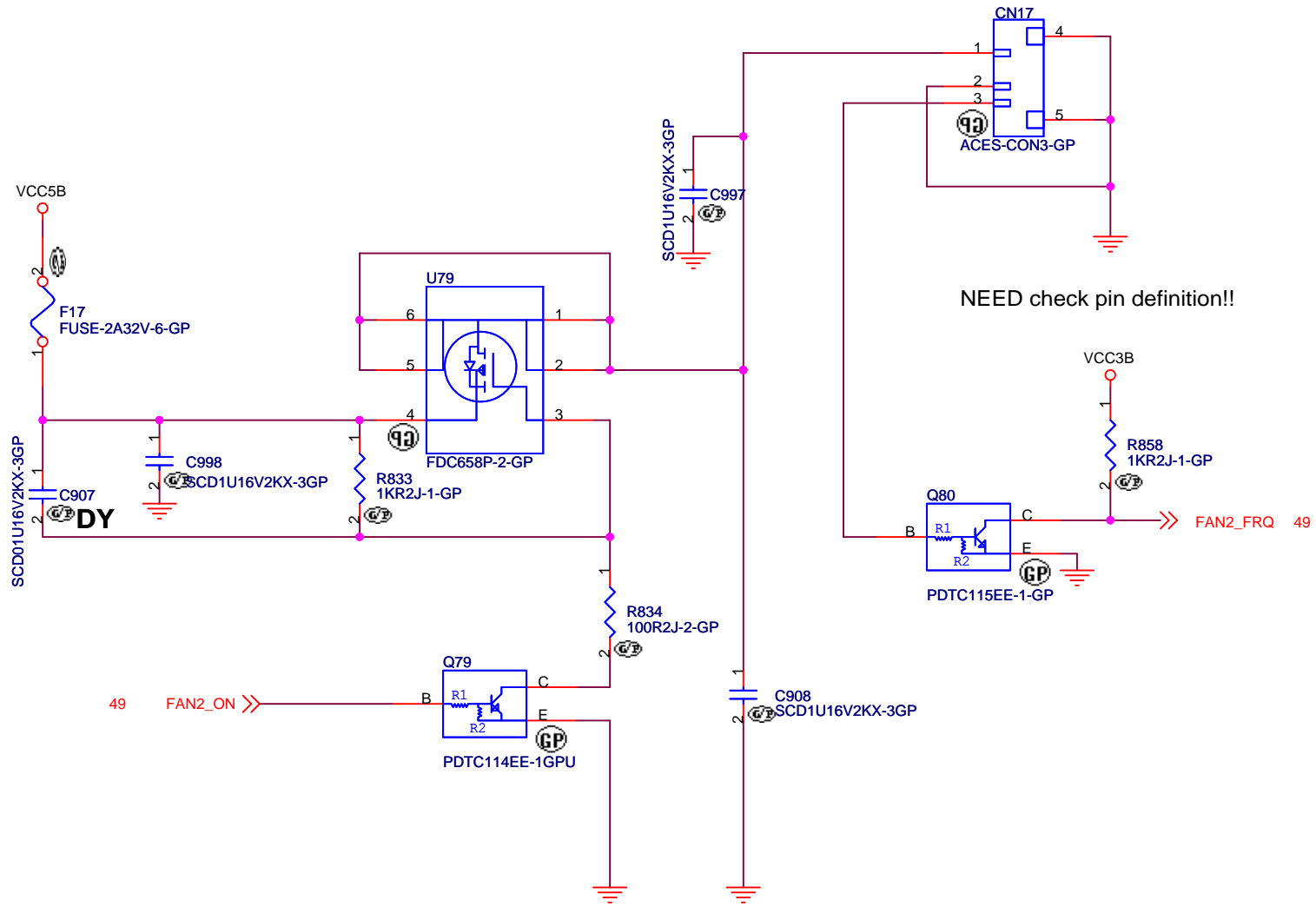


<Variant Name>

緯創資通 **Wistron Corporation**
 21F, 88, Sec.1, Hsin Tai Wu Rd., Hsichih,
 Taipei Hsien 221, Taiwan, R.O.C.

Title **FAN CONTROL**

Size A4	Document Number KS note-3	Rev -1
------------	-------------------------------------	------------------



<Variant Name>

緯創資通

Wistron Corporation
 21F, 88, Sec.1, Hsin Tai Wu Rd., Hsichih,
 Taipei Hsien 221, Taiwan, R.O.C.

Title

2nd FAN CONTROL

Size
A4

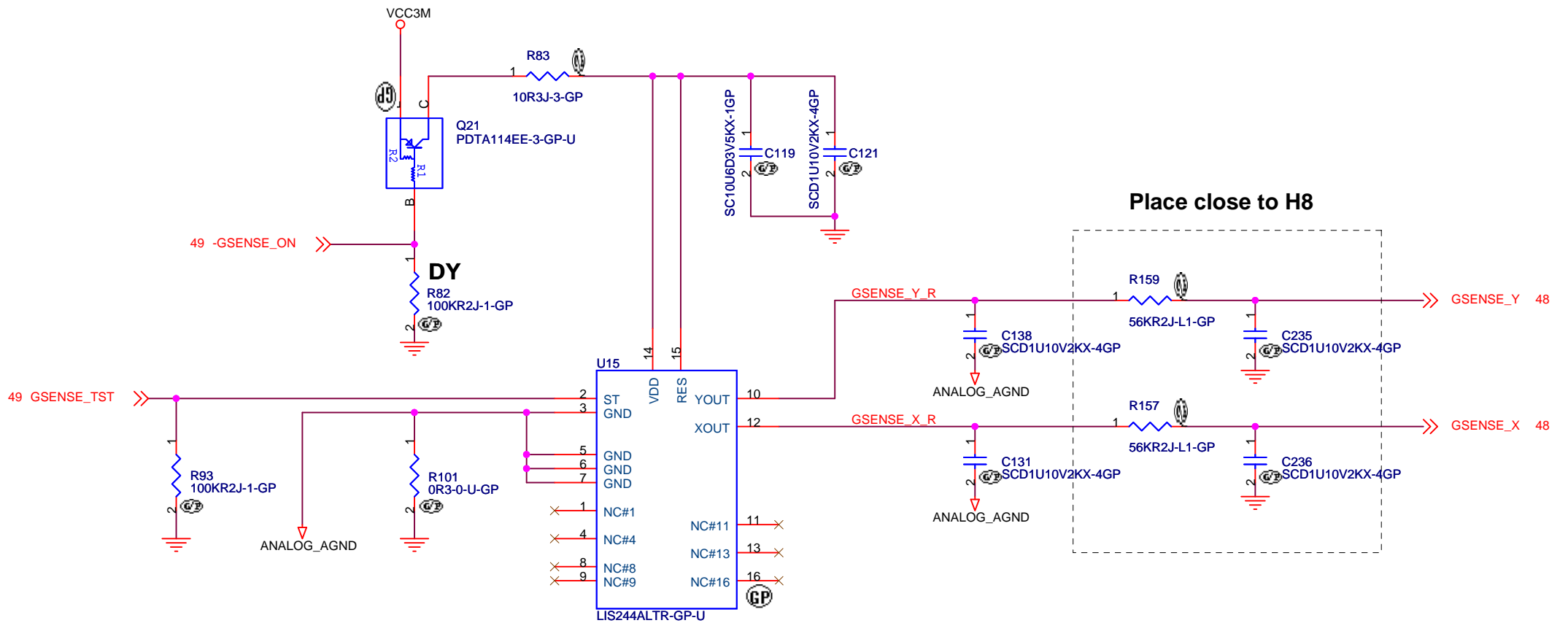
Document Number

KS note-3

Rev
-1

Date: Tuesday, March 20, 2007

Sheet 56 of 78



Primary : ADI ADXL322
 2nd : STMicro LIS244AL

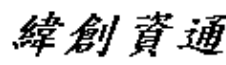
Width = 6 mil & Spacing = 10 mil
 for three Output traces

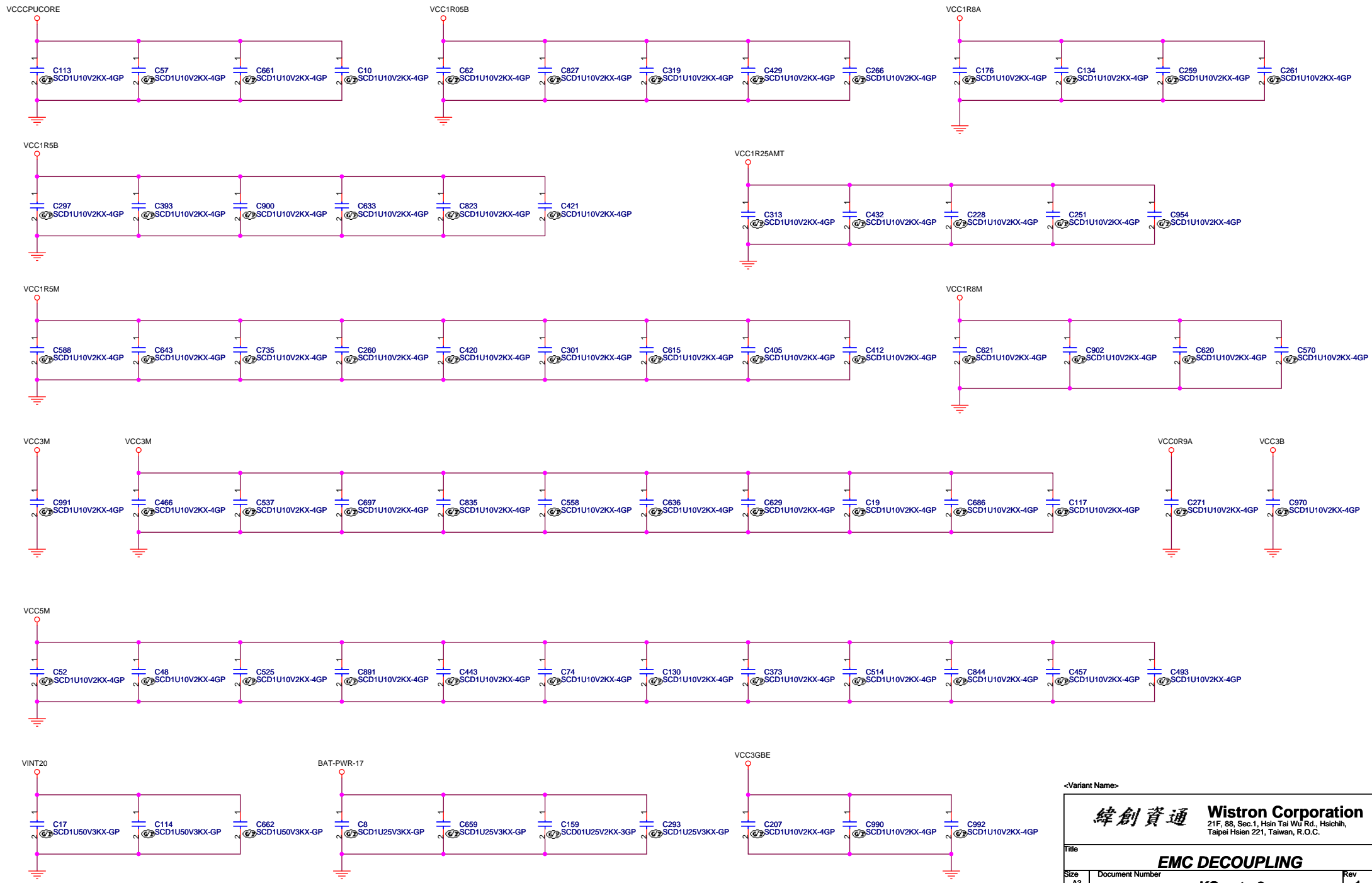
Layout Comment :

- (1) Place C138, C131, Q21, R82, R83, C119, C121, R93, R101 close to U15.
- (2) Avoid routing under DCDC switching area.

	ADXL322 LIS244AL	No Accel
R82	NO_ASM	ASM
R93	ASM	ASM
All other	ASM	NO_ASM

<Variant Name>

 Wistron Corporation 21F, 88, Sec.1, Hsin Tai Wu Rd., Hsichih, Taipei Hsien 221, Taiwan, R.O.C.	
G-SENSOR	
Size A4	Document Number KS note-3
Date: Tuesday, March 20, 2007	Rev -1
Sheet 57 of 78	

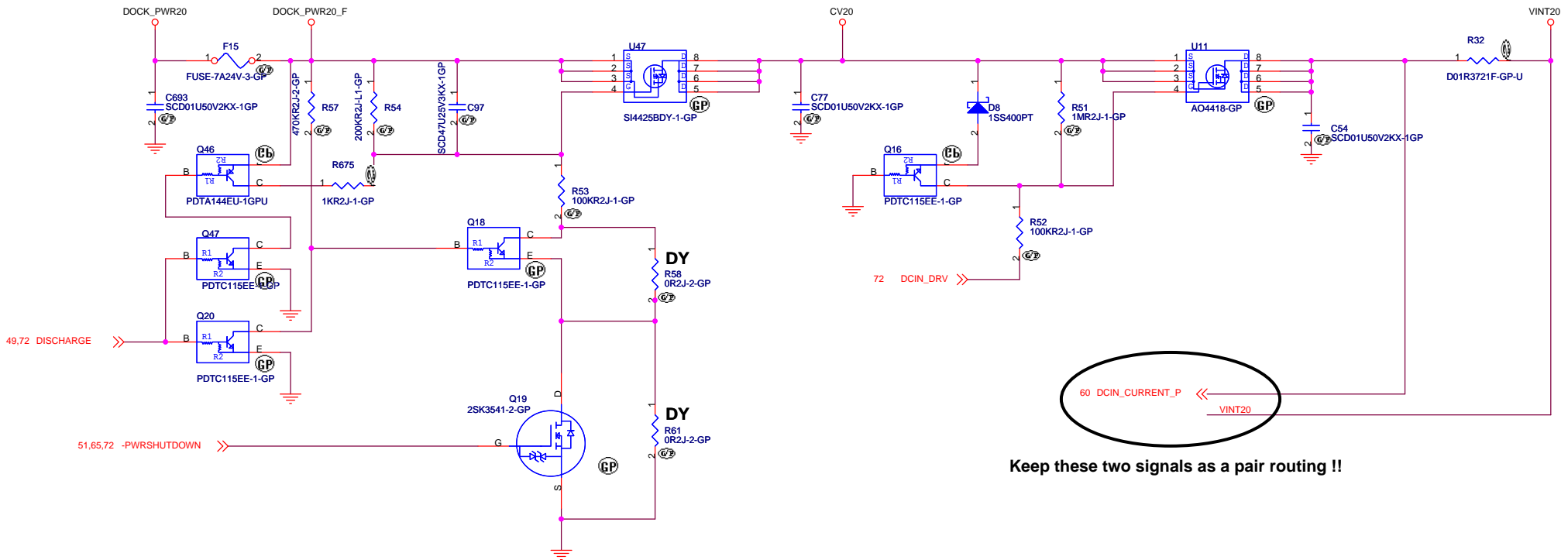


<Variant Name>

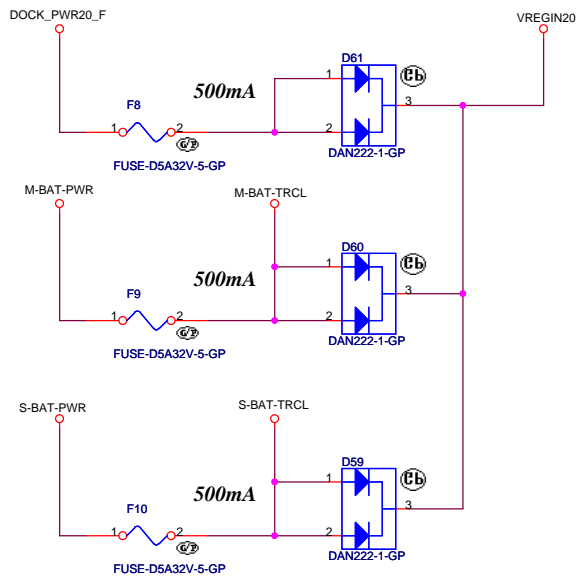
緯創資通 Wistron Corporation
 21F, 88, Sec.1, Hsin Tai Wu Rd., Hsichih,
 Taipei Hsien 221, Taiwan, R.O.C.

Title: **EMC DECOUPLING**

Size A3	Document Number KS note-3	Rev -1
Date: Tuesday, March 20, 2007	Sheet 58 of 78	



Keep these two signals as a pair routing !!



<Variant Name>

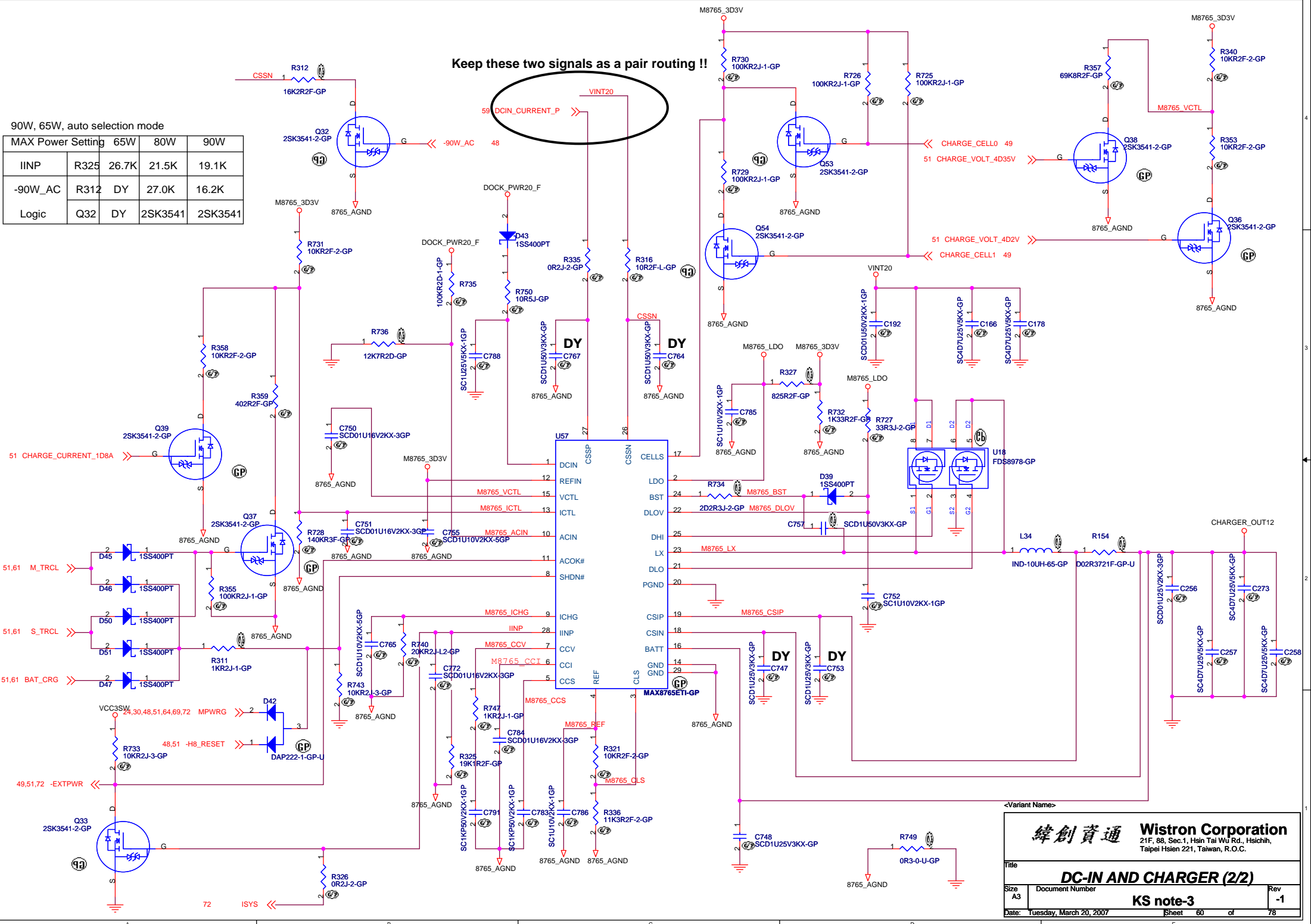
緯創資通 Wistron Corporation
 21F, 88, Sec.1, Hsin Tai WJ Rd., Hsichih,
 Taipei Hsien 221, Taiwan, R.O.C.

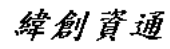
Title DC-IN AND CHARGER (1/2)		
Size A3	Document Number KS note-3	Rev -1
Date: Tuesday, March 20, 2007	Sheet 59	of 78

90W, 65W, auto selection mode

MAX Power Setting	65W	80W	90W
IINP	R325 26.7K	21.5K	19.1K
-90W_AC	R312 DY	27.0K	16.2K
Logic	Q32 DY	2SK3541	2SK3541

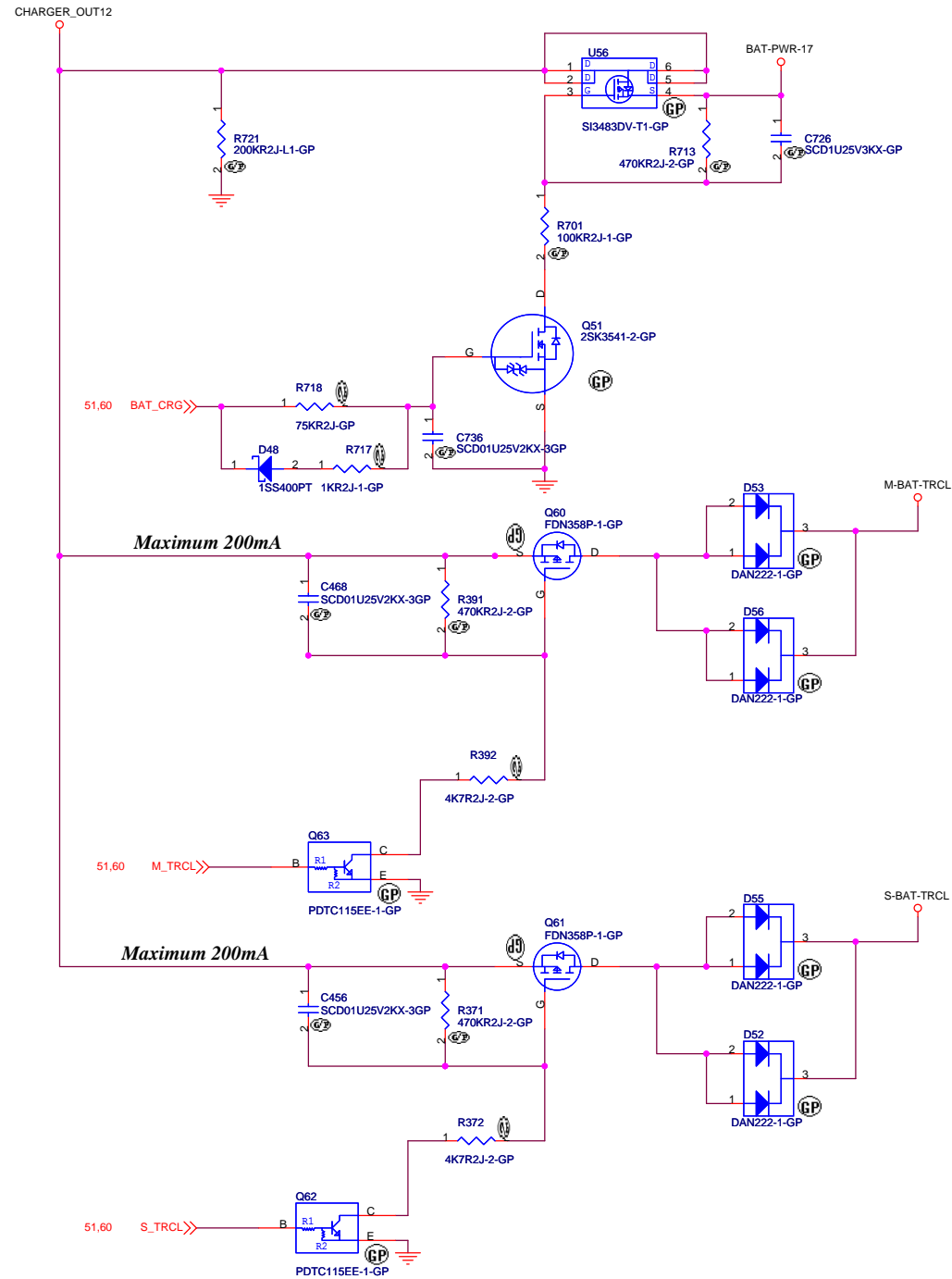
Keep these two signals as a pair routing !!




Wistron Corporation
 21F, 88, Sec.1, Hsin Tai Wu Rd., Hsichih,
 Taipei Hsien 221, Taiwan, R.O.C.

DC-IN AND CHARGER (2/2)
 Title
 Size A3 Document Number
 Date: Tuesday, March 20, 2007 Sheet 60 of 78

KS note-3
 Rev -1

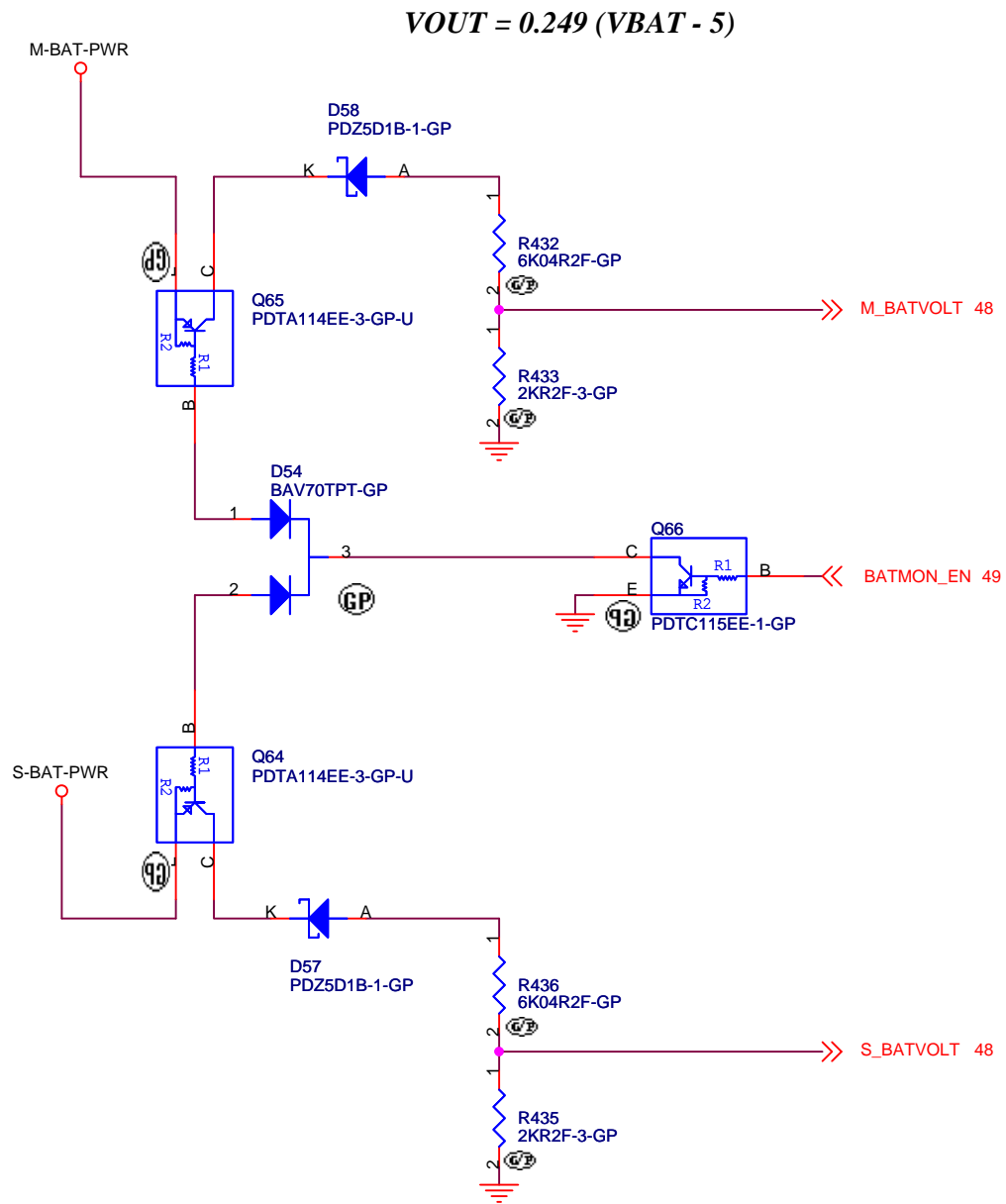


<Variant Name>

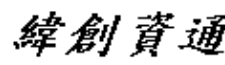
緯創資通

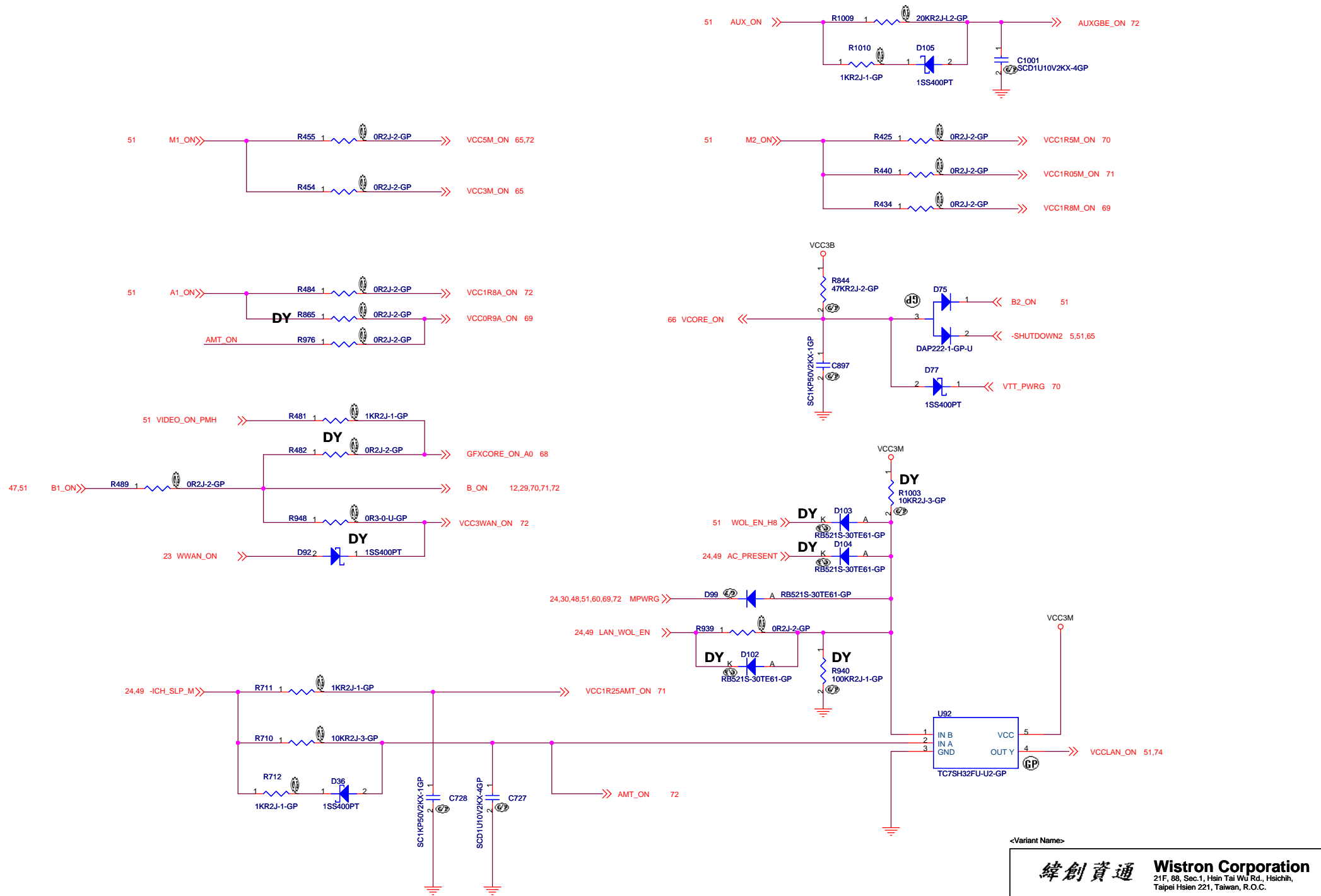
Wistron Corporation
21F, 88, Sec.1, Hsin Tai Wu Rd., Hsichih,
Taipei Hsien 221, Taiwan, R.O.C.

Title		CHARGER SELECT	
Size	Document Number	Rev	
A3	KS note-3	-1	
Date:	Tuesday, March 20, 2007	Sheet	61 of 78



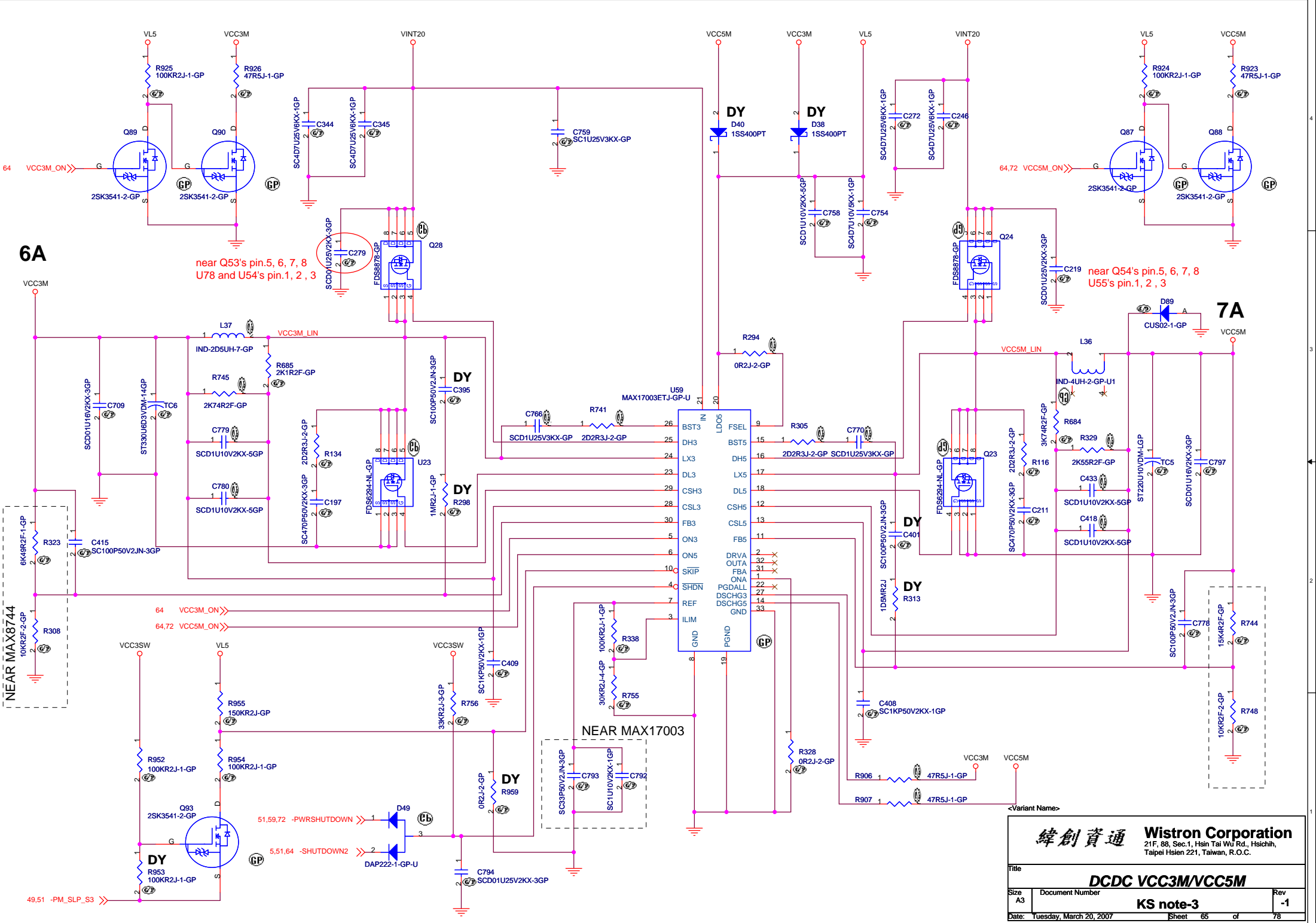
<Variant Name>

 Wistron Corporation 21F, 88, Sec.1, Hsin Tai Wu Rd., Hsichih, Taipei Hsien 221, Taiwan, R.O.C.		
BATTERY MONITOR		
Size A4	Document Number KS note-3	Rev -1
Date: Tuesday, March 20, 2007	Sheet 63 of 78	



<Variant Name>

緯創資通		Wistron Corporation	
		21F, 88, Sec.1, Hsin Tai Wu Rd., Hsichih, Taipei Hsien 221, Taiwan, R.O.C.	
POWER SEQUENCE			
Title	Document Number		Rev
Size A3	KS note-3		-1
Date: Tuesday, March 20, 2007	Sheet	64	of 78



6A

7A

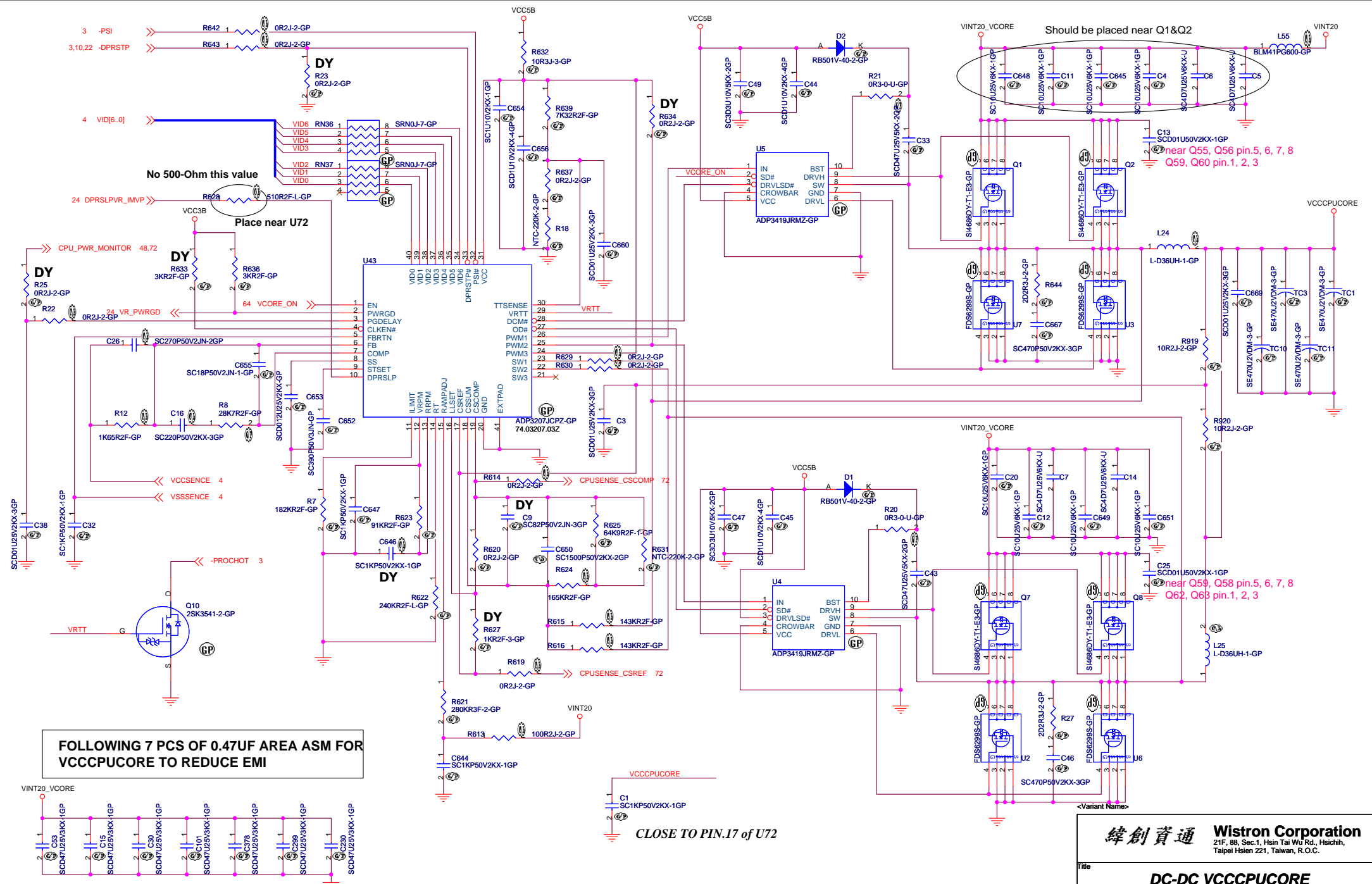
near Q53's pin.5, 6, 7, 8
U78 and U54's pin.1, 2, 3

near Q54's pin.5, 6, 7, 8
U55's pin.1, 2, 3

NEAR MAX8744

NEAR MAX17003

		Wistron Corporation 21F, 88, Sec.1, Hsin Tai Wu Rd., Hsichih, Taipei Hsien 221, Taiwan, R.O.C.	
		DCDC VCC3M/VCC5M	
Title	Document Number	Rev	
Size A3	KS note-3	-1	
Date: Tuesday, March 20, 2007	Sheet 65	of 78	



FOLLOWING 7 PCS OF 0.47UF AREA ASM FOR VCCPCUCORE TO REDUCE EMI

緯創資通 Wistron Corporation	
21F, 8B, Sec.1, Hsin Tai Wu Rd., Hsichih, Taipei Hsien 221, Taiwan, R.O.C.	
DC-DC VCCPCUCORE	
Title	Rev
Size	-1
Document Number	KS note-3
Date: Tuesday, March 20, 2007	Sheet 66 of 78

	Reference	NV	LV	ULV	Remark	
1	C12	10uF/25V K1206/X5R	DY	DY	I/P MLCC CAP	
2	C648		DY	DY		
3	C649		10uF/25V K1206/X5R	DY		DY
4	C20			DY		DY
5	C651			DY		DY
6	C5	4.7uF/ 25V K1206/ X5R	DY	DY		
7	C6		DY	DY		
8	C7		DY	DY		
9	C14		DY	DY		
10	Q1	FDS8880	FDS8880	DY	CH1 H/S MOS	
11	U7	FDS6299S	FDS6299S	DY	CH1 L/S MOS	
12	Q8	FDS8880	DY	DY	CH2 H/S MOS	
13	U6	FDS6299S	DY	DY	CH2 L/S MOS	
14	Q7	FDS8880	DY	DY	CH2 H/S MOS	
15	U2	FDS6299S	DY	DY	CH2 L/S MOS	
16	C59	10uF/6.3V K0805/X5R	10uF/6.3V K0805/X5R	DY	O/P MLCC CAP	
17	C61			DY		DY
18	C63			DY		DY
19	C66			DY		DY
20	C81			DY		DY
21	C82			DY		DY
22	C93			DY		DY
23	C94			DY		DY
24	C106			DY		DY
25	C110			DY		DY
26	C65	22uF/6.3V M0805/X5R	22uF/6.3V M0805/X5R	DY		
27	C68			DY		DY
28	C88			DY		DY
29	C103			DY		DY
30	C105			DY		DY
31	C108			DY		DY
32	C104			DY		DY
33	C87			DY		DY

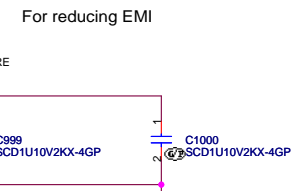
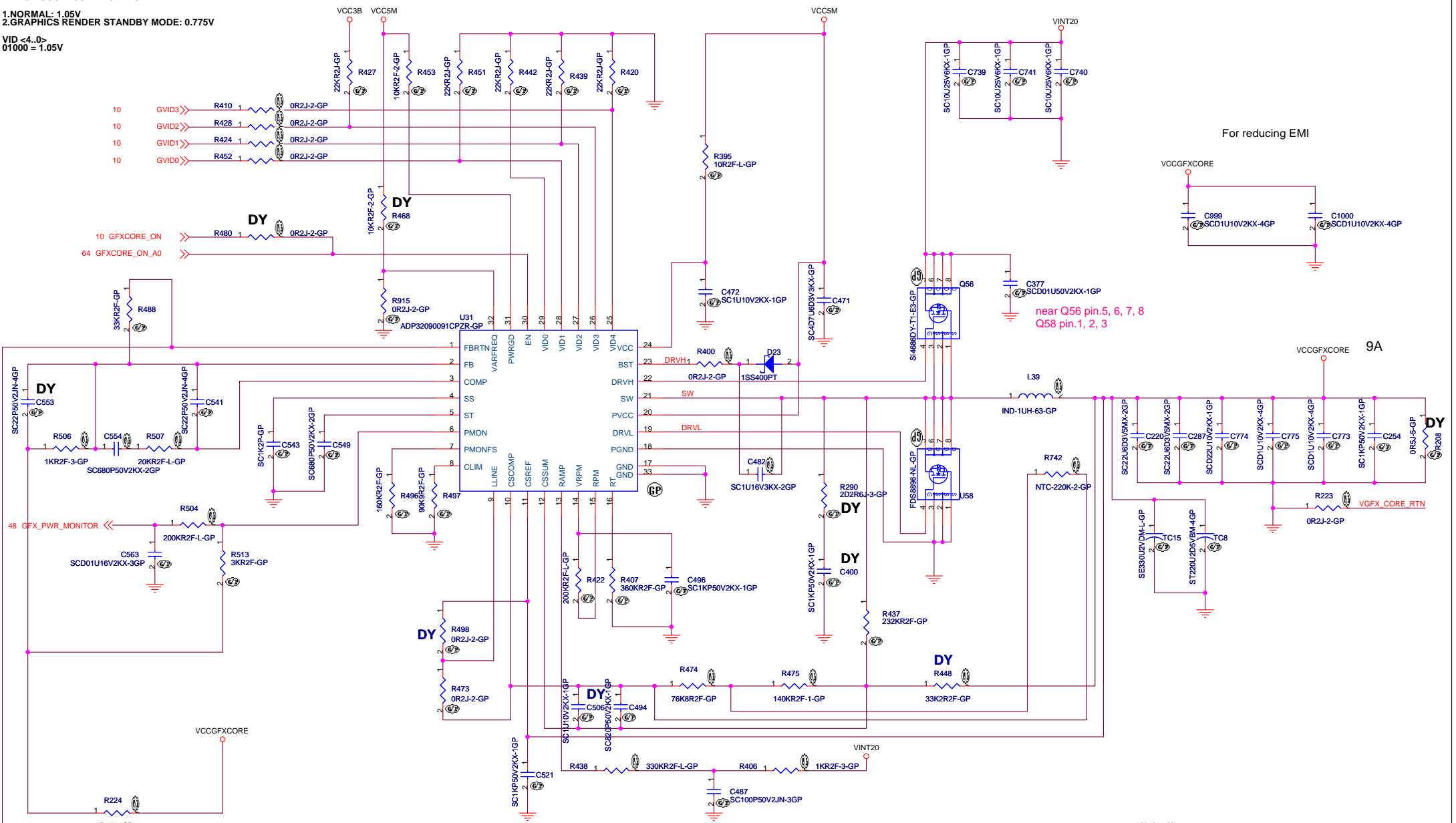
	Reference	NV	LV	ULV	Remark
34	TC1	470uF/2V M7343 ESR6	470uF/2V M7343/ESR6	DY	O/P CAP
35	TC10		DY	DY	
36	U4	AD3419	DY	DY	CH2 Driver IC
37	C45	0.1uF/10V K0402/X5R	DY	DY	CH2 Driver Circuit
38	C47	3.3uF/10V K0805/X5R	DY	DY	
39	C43	0.47U/25V K0805/X7R	DY	DY	
40	C25	0.01U/50V K0402/X7R	DY	DY	
41	R20	0J 1/10W 0603	DY	DY	
42	R920	10 J 1/16W 0402	DY	DY	
43	D1	RB501V-40 1A40V UMD2	DY	DY	
44	R27	2.2 J 1/10W 0603	DY	DY	CH2 SUNBBER
45	C46	470pF/50V K0402/X7R	DY	DY	
46	R630	0 J 1/16W 0402	DY	DY	disable ch2
47	R616	143K F 1/16W0402	DY	DY	CH2 FB
48	L25	0.36UH	DY	DY	CH2 CHOKE
49	L24	0.36UH	0.36UH	0.56UH	CH1 CHOKE
50	R634	DY	0 J 1/16W 0402	0 J 1/16W 0402	
51	R622	240K	267K	487K	RT
52	R624	165K	160K	165K	loadline for FB
53	R7	182K	301K	316K	I LIMIT(OCP)
54	R621	280k	280k	200K	RAMPADJ
55	R615	143K	220K	80.6K	CH1 FB
56	R623	91K	91K	150K	VRPM
57	C9	DY	DY	330PF	transion FB
58	C650	1500pF	1000pF	1500pF	transion FB

<Variant Name>

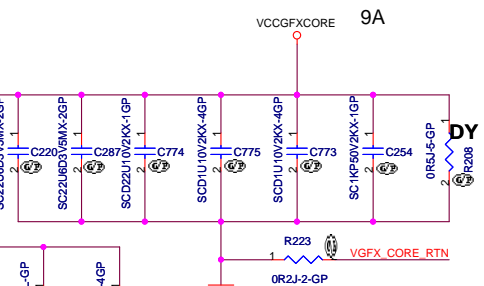
緯創資通			Wistron Corporation		
21F, 88, Sec.1, Hsin Tai Wu Rd., Hsichih, Taipei Hsien 221, Taiwan, R.O.C.					
Title					
VCCCPUCORE TABLE					
Size	Document Number				Rev
Custom	KS note-3				-1
Date: Tuesday, March 20, 2007					
Sheet 67 of 78					

INTEG VCCGFXCORE VOLTAGE

- 1.NORMAL: 1.05V
- 2.GRAPHICS RENDER STANDBY MODE: 0.775V
- VID <4..0>
- 01000 = 1.05V



near Q56 pin.5, 6, 7, 8
Q58 pin.1, 2, 3



<Variant Name>

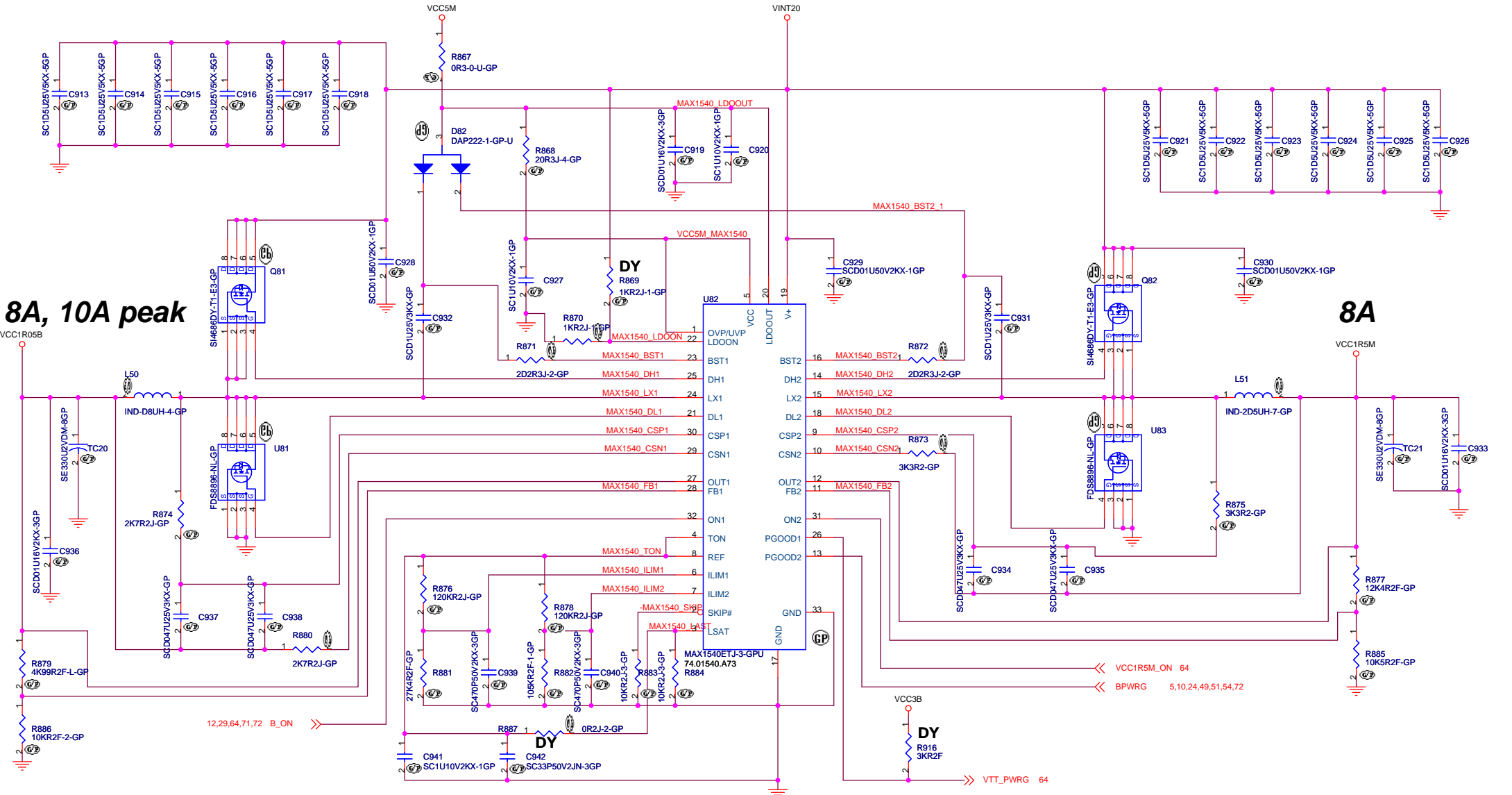
緯創資通 Wistron Corporation
21F, 88, Sec.1, Hsin Tai Wu Rd., Hsichih, Taipei Hsien 221, Taiwan, R.O.C.

Title: **DC-DC GFX CORE**

Size	Document Number	Rev
Custom	KS note-3	-1
Date: Tuesday, March 20, 2007	Sheet 68 of 78	

8A, 10A peak

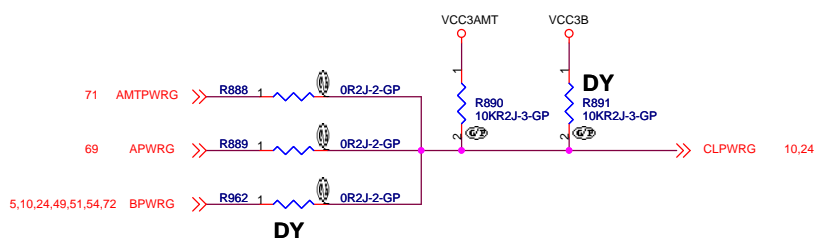
8A



12,29,64,71,72 B_ON

VCC1R5M_ON 64
BPWRG 5,10,24,49,51,54,72

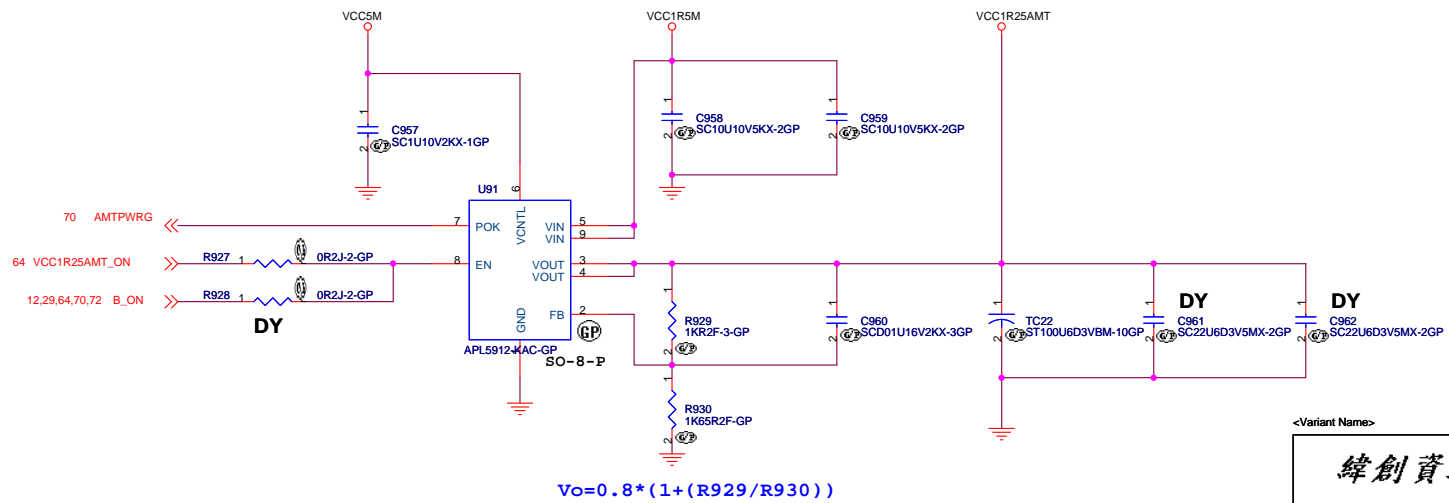
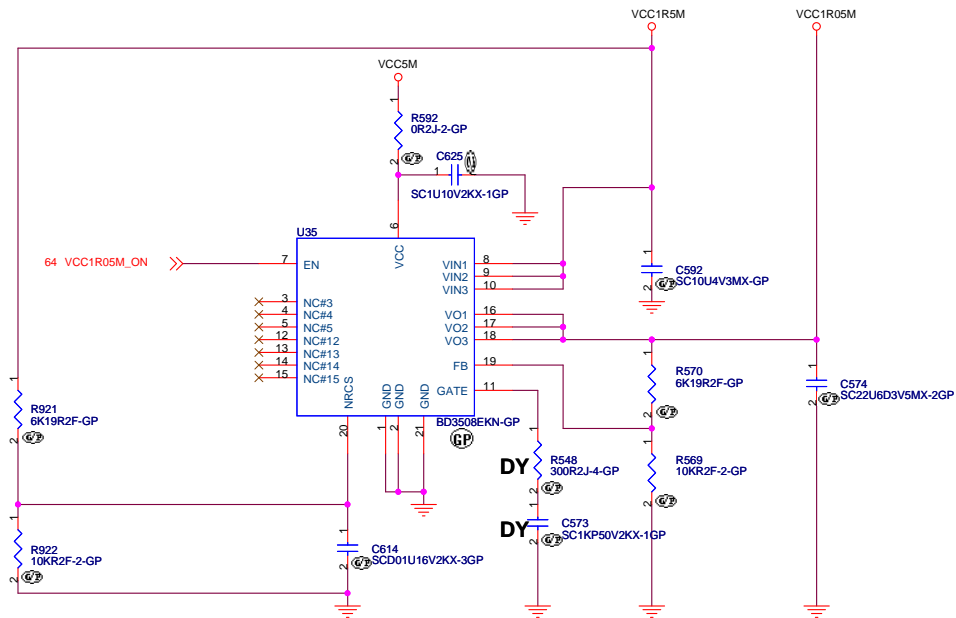
VTT_PWRG 64



	AMT	NON_AMT
R888	ASM	NON_ASM
R889	ASM	NON_ASM
R962	NON_ASM	ASM
R890	ASM	NON_ASM

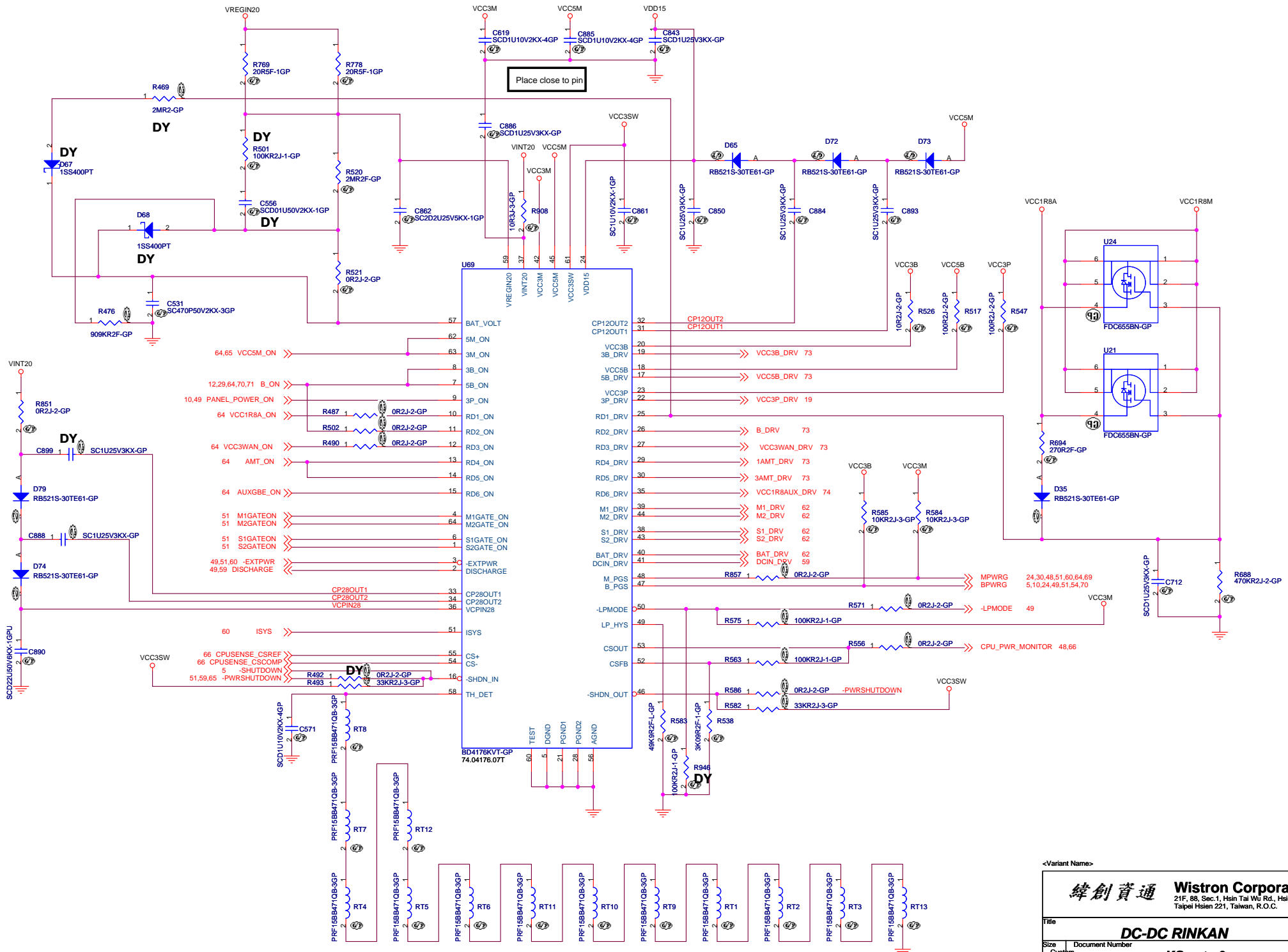
<Variant Name>

緯創資通 Wistron Corporation
21F, 88, Sec.1, Hsin Tai Wu Rd., Hsichih,
Taipei Hsien 221, Taiwan, R.O.C.



<Variant Name>

緯創資通		Wistron Corporation	
		21F, 8B, Sec.1, Hsin Tai Wu Rd., Hsichih, Taipei Hsien 221, Taiwan, R.O.C.	
Title			
DC-DC VCC1R05M/VCC1R25AMT			
Size	Document Number	Rev	-1
Custom	KS note-3		
Date:	Tuesday, March 20, 2007	Sheet	71 of 78



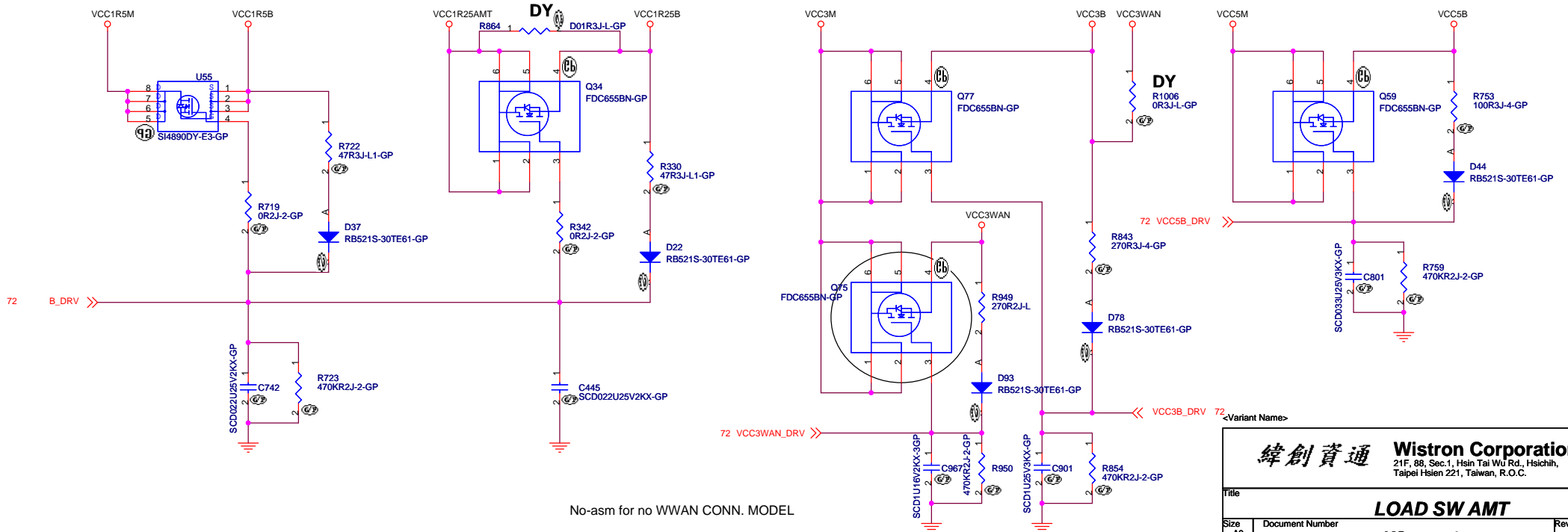
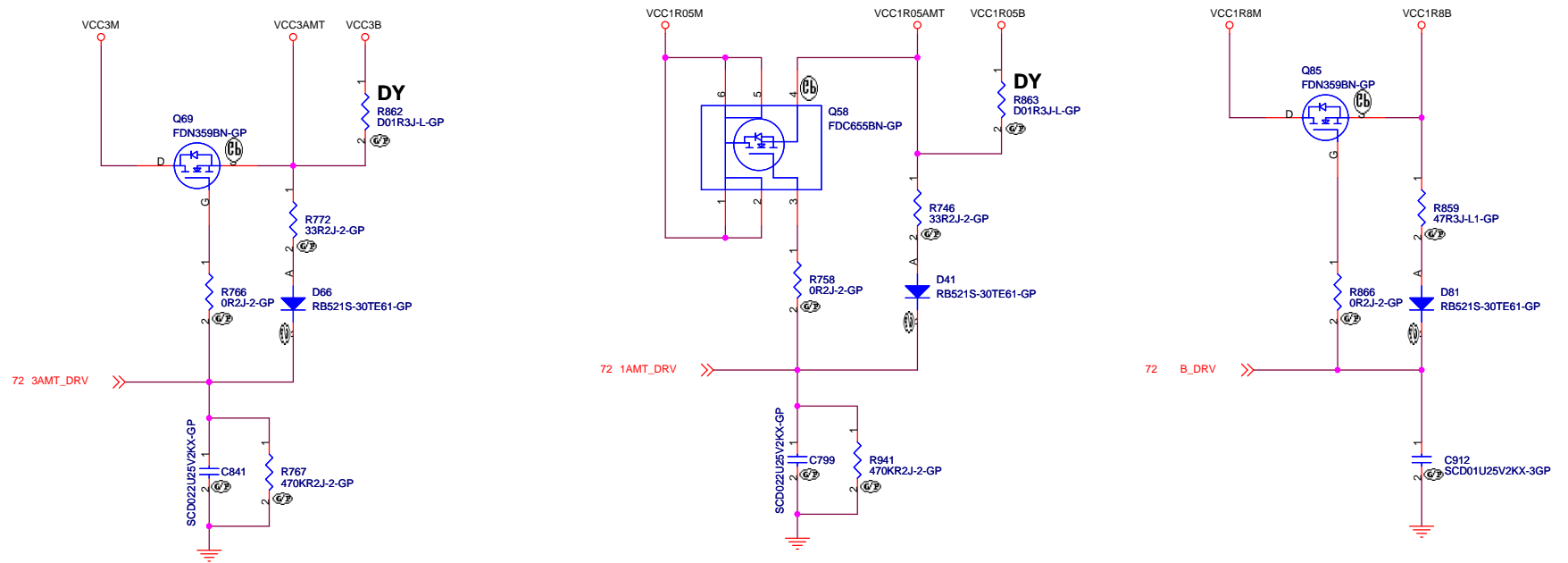
<Variant Name>

緯創資通 Wistron Corporation
 21F, 88, Sec.1, Hsin Tai Wu Rd., Hsichih,
 Taipei Hsien 221, Taiwan, R.O.C.

Title **DC-DC RINKAN**

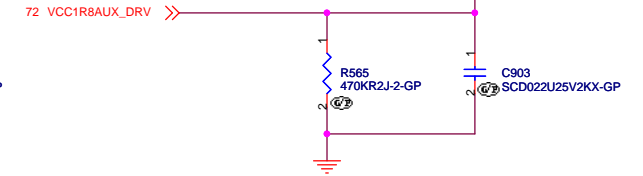
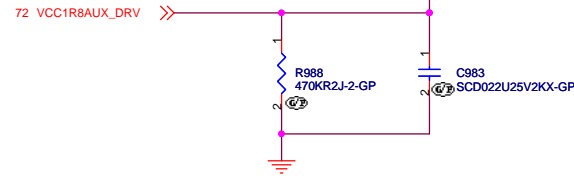
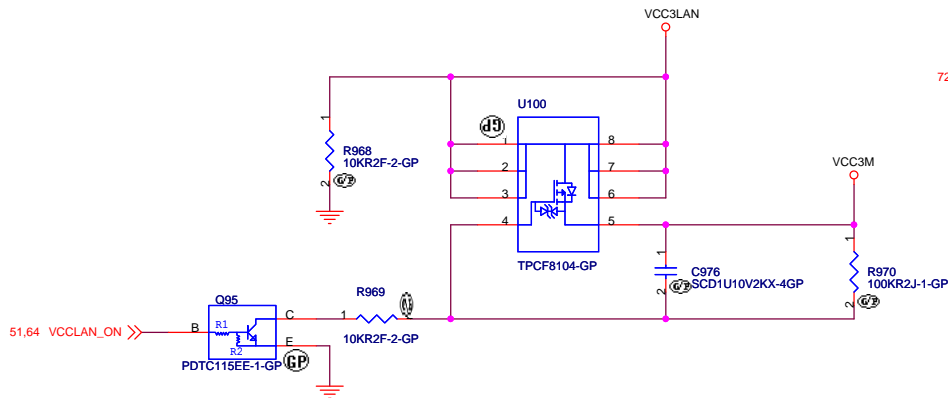
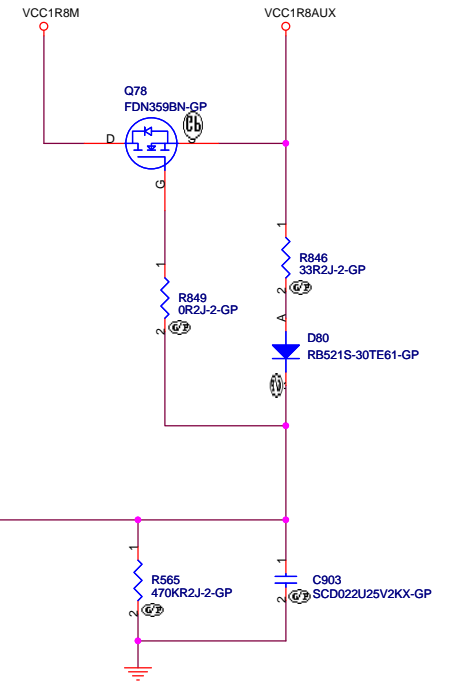
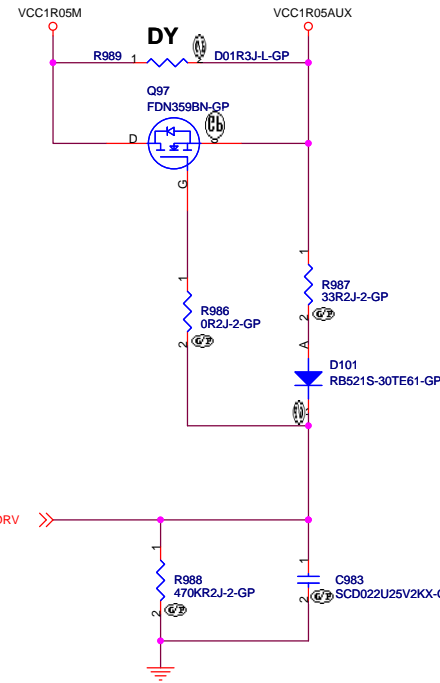
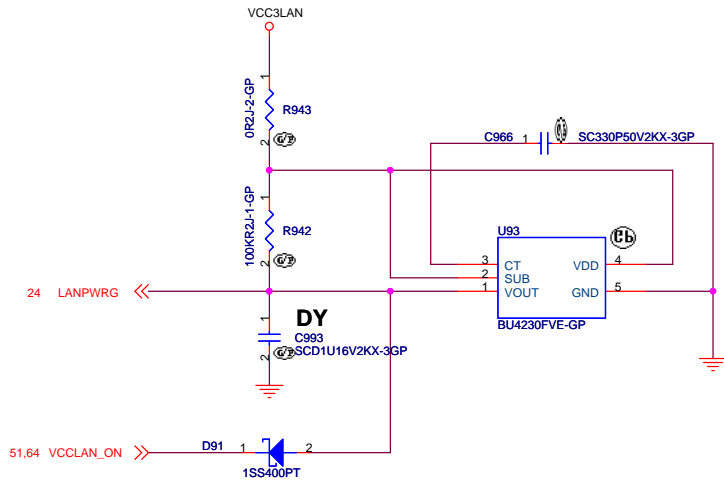
Size	Document Number	Rev
Custom	KS note-3	-1

Date: Tuesday, March 20, 2007 Sheet 72 of 78



No-asm for no WWAN CONN. MODEL

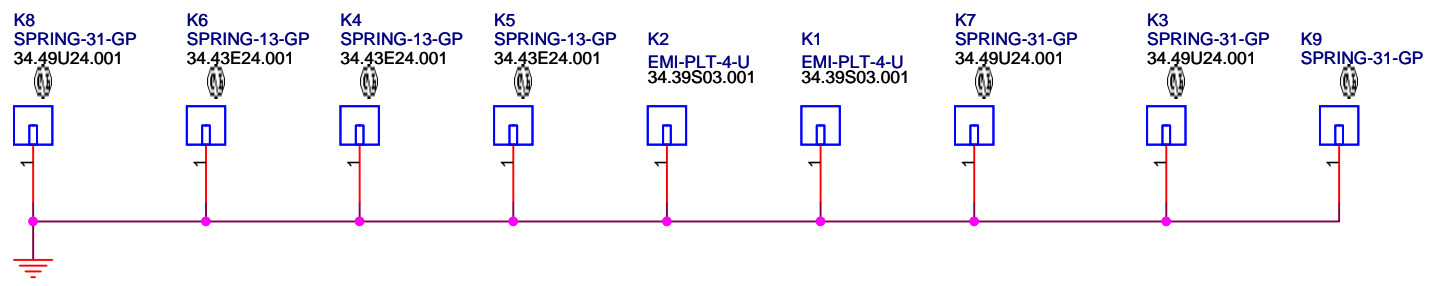
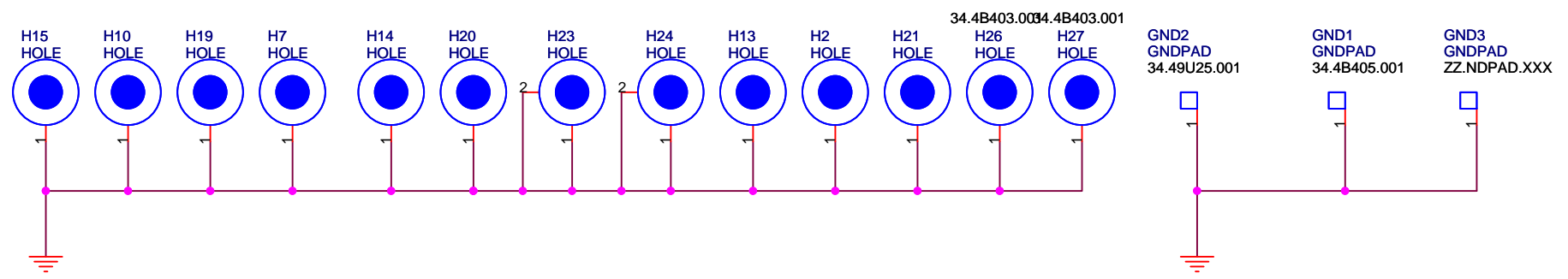
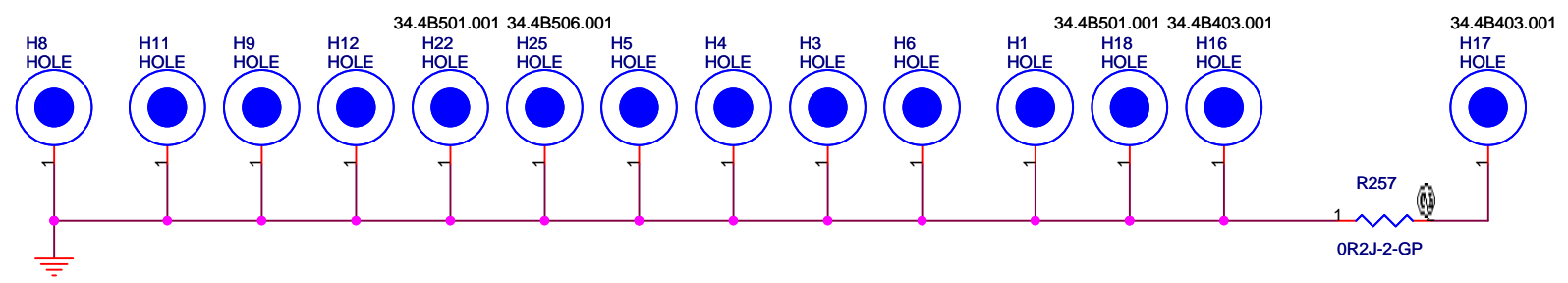
緯創資通		Wistron Corporation	
		21F, 88, Sec.1, Hsin Tai WJ Rd., Hsichih, Taipei Hsien 221, Taiwan, R.O.C.	
LOAD SW AMT			
KS note-3			
Title		Rev	
Size	Document Number	-1	
A3			
Date:	Tuesday, March 20, 2007	Sheet	73 of 78



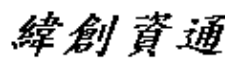
<Variant Name>

緯創資通 Wistron Corporation
 21F, 88, Sec.1, Hsin Tai WJ Rd., Hsichih,
 Taipei Hsien 221, Taiwan, R.O.C.

Title LOAD SW 2		
Size A3	Document Number KS note-3	Rev -1
Date: Tuesday, March 20, 2007	Sheet 74	of 78



<Variant Name>

 Wistron Corporation 21F, 88, Sec.1, Hsin Tai Wu Rd., Hsichih, Taipei Hsien 221, Taiwan, R.O.C.	
HOLES/GND/PADS	
Title Size A4	Document Number KS note-3
Date: Tuesday, March 20, 2007	Sheet 75 of 78
Rev -1	

Comparison chart , KS-3 and Dali-2

Item	Page	Location Netname	KS-3	Dali-2	Modify	Note
1	5	U104	Dummy	ASM		DALI2 uP/Thermal Sensor IIC BUS
		U105	Dummy	ASM		
		U106	Dummy	ASM		
2	19	R36	100Ω	0Ω		KS3: WLAN LED/Dali2 VCC3B
		R85	Dummy	0Ω		
		R107	Dummy	0Ω		
		R98	Dummy	0Ω		Bluethoth IO
		R96	Dummy	0Ω		
		R668	200Ω	Dummy		Think Light
		C691	ASM	Dummy		
		Q44	ASM	Dummy		
		Q13, Q14, Q15	PDTC114EE	Dummy		
		R37	200Ω	Dummy		LED ACDC
		R42	330Ω	Dummy		LED NUMLOCK
		R43	330Ω	Dummy		LED CAPSLOCK
		R26	ASM	Dummy		LID SWITCH
R35	0Ω	0.5A Fuse				
3	27	CN6	Dummy	ASM		DALI2 INTMIC LOGIC
		C578	Dummy	0.1uF		
		R567	Dummy	ASM		
		CN7	ASM	Dummy		MIC
		R819	1.2KΩ	Dummy		KS3 INTMIC LOGIC
		R804	2.2KΩ	Dummy		
		R813	ASM	Dummy		
		C872	10uF	Dummy		
		C877	1uF	Dummy		
4	49	R403	Dummy	330Ω		DALI2 PenDetect Sensor
		C478	Dummy	0.1uF		
		CN3	Dummy	ASM		
		RN38	Dummy	ASM		KS3 ThermalSensor IIC BUS
		R251	Dummy	ASM		
		R227	Dummy	ASM		
		R995	ASM	Dummy		DALI2 uP/Thermal Sensor IIC BUS
R996	ASM	Dummy				
6	56	CN17	ASM	Dummy		2nd FAN connector
		C908	ASM	Dummy		
		F17	ASM	Dummy		
		Q79	ASM	Dummy		2nd FAN logic
		Q80	ASM	Dummy		
		R833	ASM	Dummy		
		R834	ASM	Dummy		
		R858	ASM	ASM		
U79	ASM	Dummy				
5	75	GND1	ASM	Dummy		ME ANTENNA ROUTING CLIP
		GND2	ASM	Dummy		

<Variant Name>

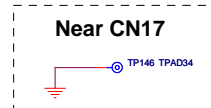
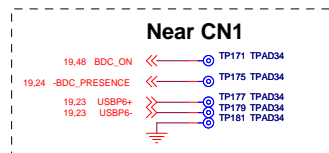
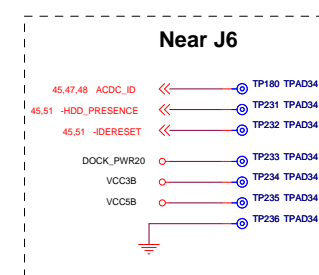
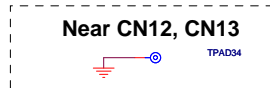
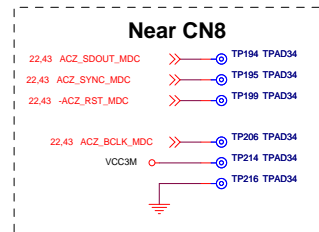
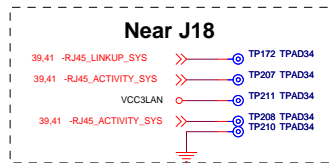
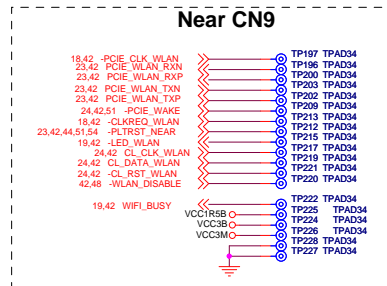
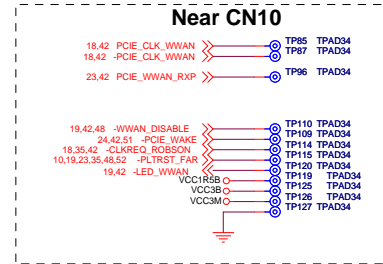
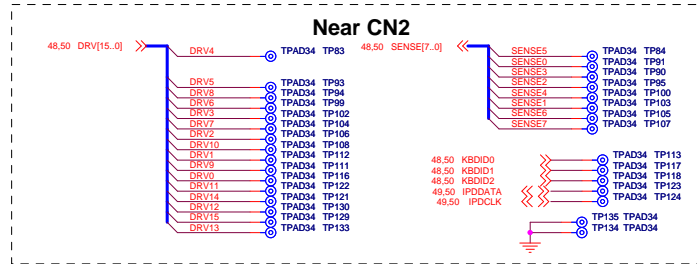
緯創資通		Wistron Corporation	
		21F, 88, Sec.1, Hsin Tai Wu Rd., Hsichih, Taipei Hsien 221, Taiwan, R.O.C.	
Differents Between KS3 and Dali2			
Title	Document Number		Rev
Size A3	KS note-3		-1
Date: Tuesday, March 20, 2007	Sheet	76 of	78

Comparison chart for AMT function

Item	Page	Location Netname	AMT	NON_AMT	Modify	Note
1	22	U60	ICH8m Enhanced	ICH8m		
	24	R270	NO_ASM	ASM		
	37	U74	Nineveh 82566MM	Nineveh 82566MC		
	44	SPI1	32Mbit	16Mbit		
	64	R711	ASM	NO_ASM		
		C728	ASM	NO_ASM		
	70	R888	ASM	NO_ASM		
		R889	ASM	NO_ASM		
		R962	NO_ASM	ASM		
		R890	ASM	NO_ASM		
		R891	NO_ASM	NO_ASM		
	71	R927	ASM	NO_ASM		
		R928	NO_ASM	ASM		
	73	R862	NO_ASM	ASM		
		Q69	ASM	NO_ASM		
		R766	ASM	NO_ASM		
		R772	ASM	NO_ASM		
		D66	ASM	NO_ASM		
		C841	ASM	NO_ASM		
		R767	ASM	NO_ASM		
		R941	ASM	NO_ASM		
		Q58	ASM	NO_ASM		
		R758	ASM	NO_ASM		
		R746	ASM	NO_ASM		
		D41	ASM	NO_ASM		
		C799	ASM	NO_ASM		
		R863	NO_ASM	ASM		
		Q34	ASM	NO_ASM		
		R342	ASM	NO_ASM		
		R330	ASM	NO_ASM		
	D22	ASM	NO_ASM			
	R864	NO_ASM	ASM			

<Variant Name>

緯創資通		Wistron Corporation	
		21F, 88, Sec.1, Hsin Tai Wu Rd., Hsichih, Taipei Hsien 221, Taiwan, R.O.C.	
AMT FUNCTION CONTROL TABLE			
Title	Document Number		Rev
Size A3	KS note-3		-1
Date: Tuesday, March 20, 2007	Sheet	77	of 78



<Variant Name>