

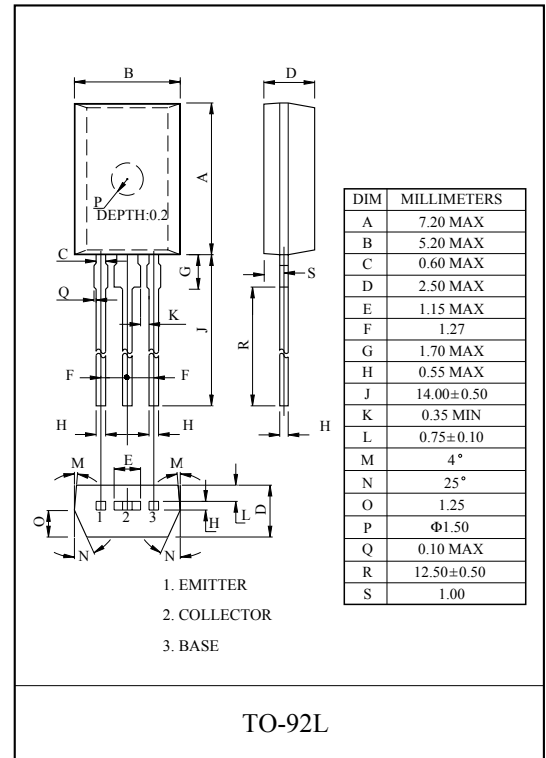
VOLTAGE REGULATOR, RELAY,
RAMP DRIVER, INDUSTRIAL USE

FEATURES

- High Voltage : $V_{CEO}=60V(\text{Min.})$.
- High Current : $I_C(\text{Max.})=1A$.
- High Transition Frequency : $f_T=150\text{MHz}(\text{Typ.})$.
- Wide Area of Safe Operation.
- Complementary to KTB764.

MAXIMUM RATING (Ta=25°C)

CHARACTERISTIC		SYMBOL	RATING	UNIT
Collector-Base Voltage		V_{CBO}	60	V
Collector-Emitter Voltage		V_{CEO}	60	V
Emitter-Base Voltage		V_{EBO}	5	V
Collector Current	DC	I_C	1	A
	Pulse	I_{CP}	2	
Collector Power Dissipation		P_C	1	W
Junction Temperature		T_j	150	°C
Storage Temperature Range		T_{stg}	-55 ~ 150	°C

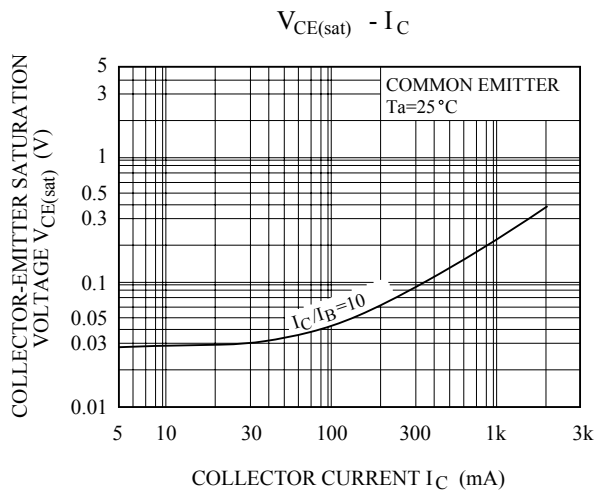
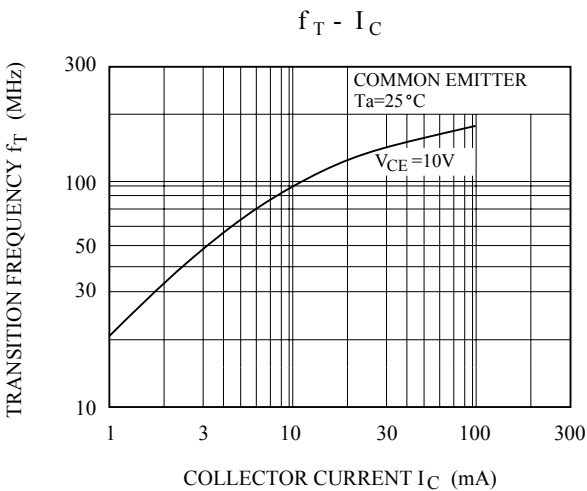
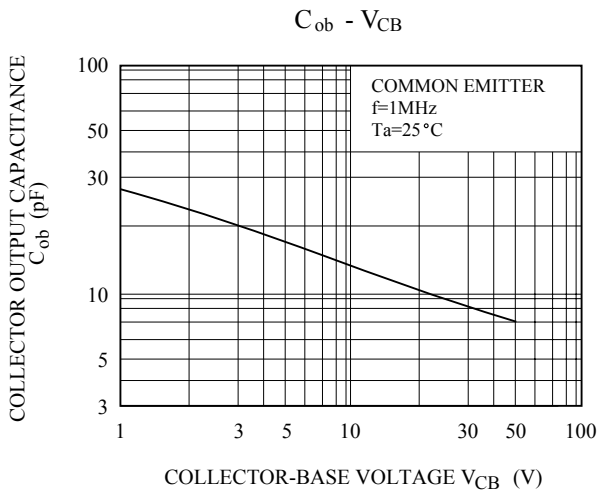
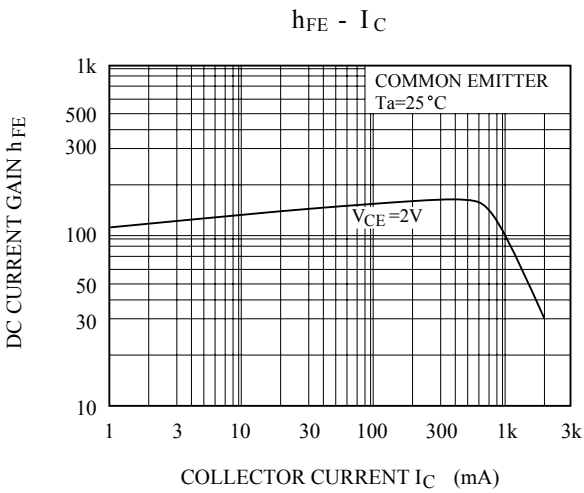
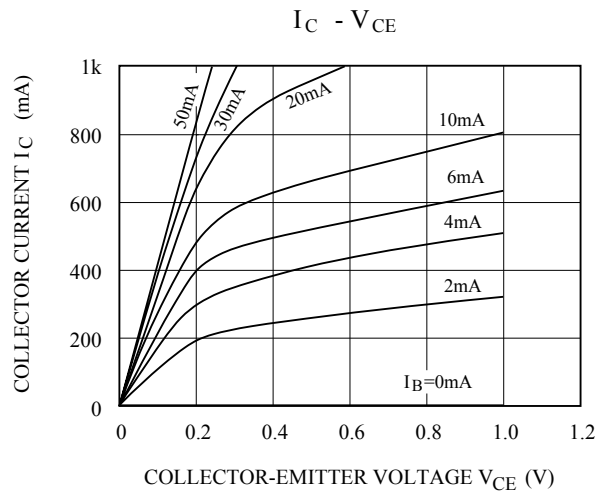
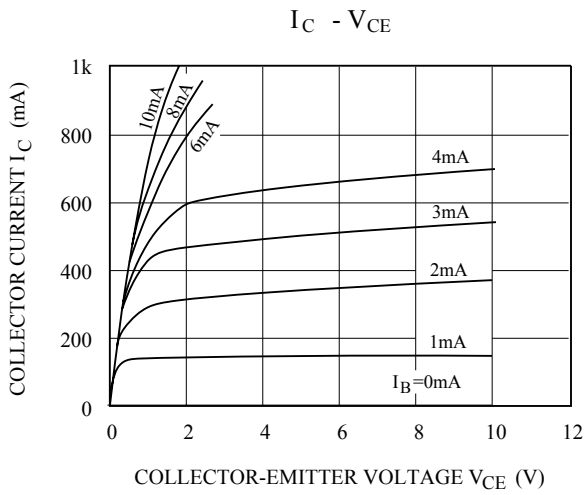


ELECTRICAL CHARACTERISTICS (Ta=25°C)

CHARACTERISTIC	SYMBOL	TEST CONDITION	MIN.	TYP.	MAX.	UNIT
Collector Cut-off Current	I_{CBO}	$V_{CB}=50V, I_E=0$	-	-	1	μA
Emitter Cut-off Current	I_{EBO}	$V_{EB}=4V, I_C=0$	-	-	1	μA
DC Current Gain	$h_{FE}(1)$	$V_{CE}=2V, I_C=50mA$	60	-	320	
	$h_{FE}(2)$	$V_{CE}=2V, I_C=1A$	30	-	-	
Collector-Emitter Breakdown Voltage	$V_{(BR)CEO}$	$I_C=1mA, I_B=0$	60	-	-	V
Collector-Emitter Saturation Voltage	$V_{CE(sat)}$	$I_C=500mA, I_B=50mA$	-	0.15	0.5	V
Base-Emitter Saturation Voltage	$V_{BE(sat)}$	$I_C=500mA, I_B=50mA$	-	0.85	1.2	V
Transition Frequency	f_T	$V_{CE}=10V, I_C=50mA$	-	150	-	MHz
Collector Output Capacitance	C_{ob}	$V_{CB}=10V, f=1MHz, I_E=0$	-	12	-	pF

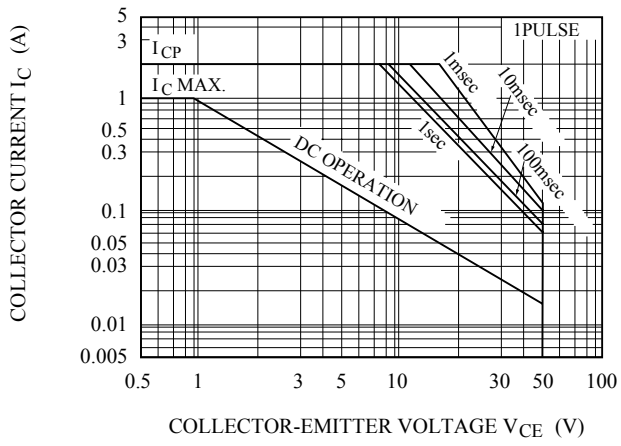
Note : $h_{FE}(1)$ Classification O:60~120, Y:100~200, GR:160~320

KTD863



KTD863

SAFE OPERATING AREA



P_c - T_a

