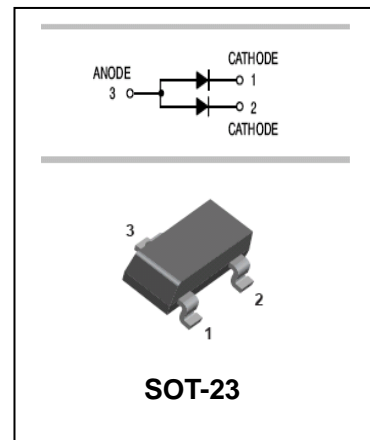


Surface mount switching diode

MMBD2835/MMBD2836

FEATURES

- High speed switching: $t_{rr}=4.0\text{ns}(\text{max})$
- Low capacitance: $C_T=2.5\text{pF}(\text{typ.})$



APPLICATIONS

- Small signal switching

ORDERING INFORMATION

Type No.	Marking	Package Code
MMBD2835	A3●	SOT-23
MMBD2836	A41	SOT-23

MAXIMUM RATING @ $T_a=25^\circ\text{C}$ unless otherwise specified

Parameter	Symbol	Limits		Unit
		MMBD2835	MMBD2836	
Non-Repetitive Peak reverse voltage	V_{RM}	35	75	V
DC Reverse Voltage	V_R	30	50	V
Average rectified output Current	I_o	100		mA
Power Dissipation	P_d	150		mW
Junction temperature	T_J	125		$^\circ\text{C}$
Storage temperature	T_{STG}	-55-125		$^\circ\text{C}$

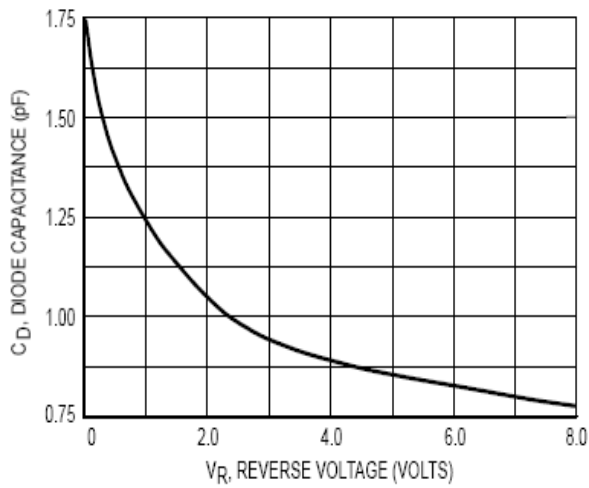
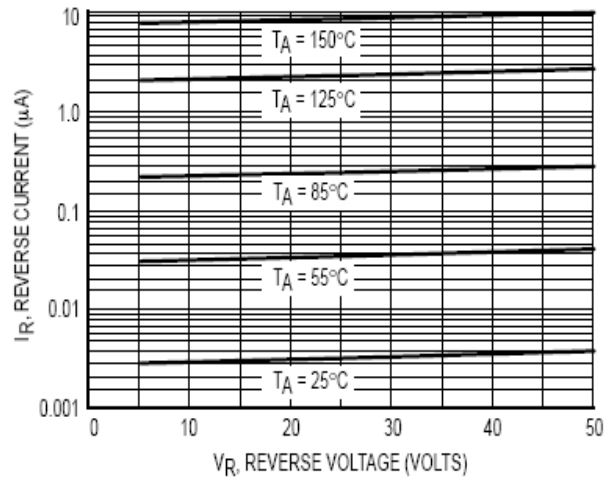
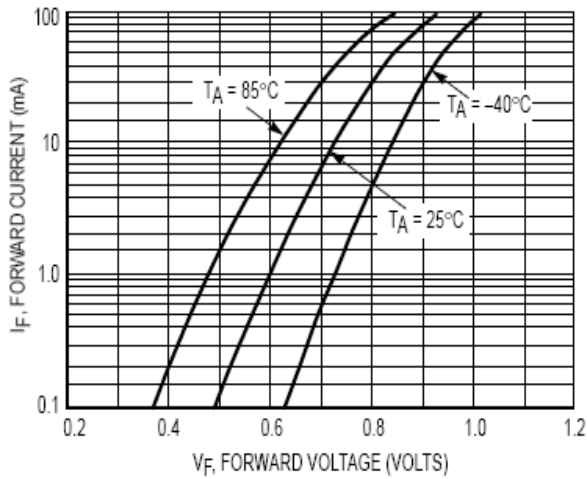
ELECTRICAL CHARACTERISTICS @ $T_a=25^\circ\text{C}$ unless otherwise specified

Parameter	Symbol	Min.	Typ.	Max.	Unit	Conditions
Forward voltage	V_{F1}		0.72	1.0	V	$I_R=10\text{mA}$
	V_{F2}		0.88	1.1	V	$I_R=50\text{mA}$
	V_{F3}		1.0	1.2	V	$I_F=100\text{mA}$
Reverse current	I_R			0.1	μA	$V_R=30\text{V}$ MMBD2835
	I_R			0.1	μA	$V_R=50\text{V}$ MMBD2836
Capacitance between terminals	C_T			4	pF	$V_R=0, f=1\text{MHz}$
Reverse Recovery Time	t_{rr}		2.5	4	ns	$I_F=10\text{mA}, V_R=6V, I_{rr}=0.1 \cdot I_R, R_L=100\Omega$

Surface mount switching diode

MMBD2835/MMBD2836

TYPICAL CHARACTERISTICS @ $T_a=25^\circ\text{C}$ unless otherwise specified



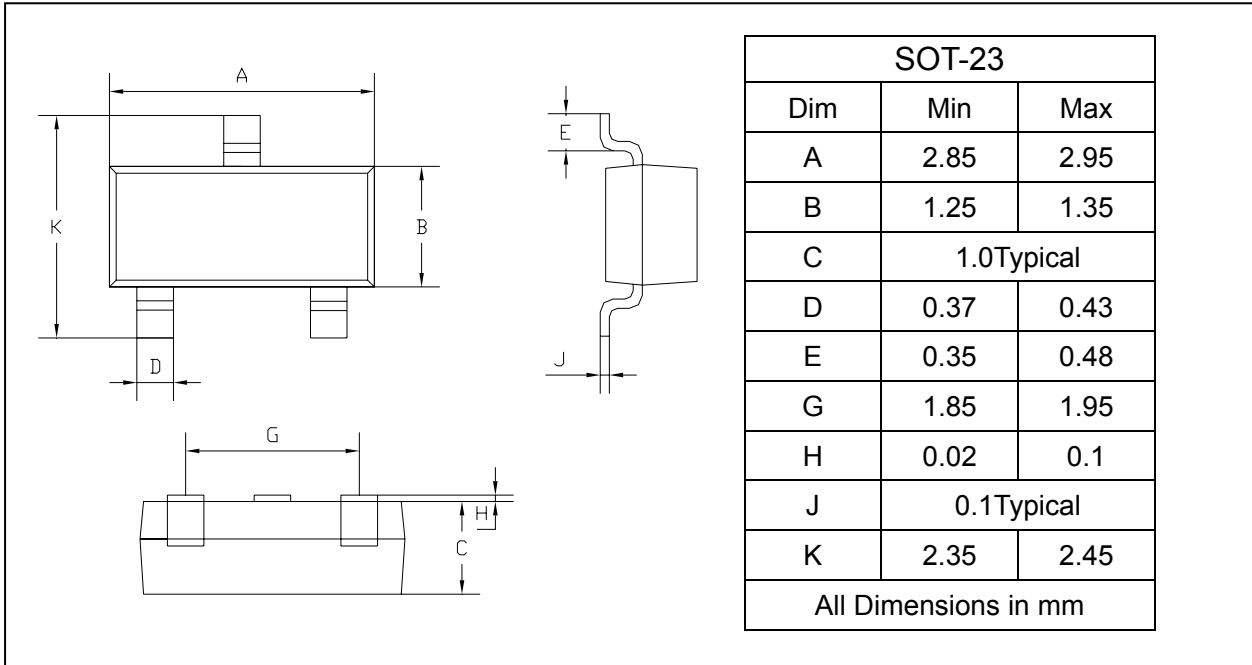
Surface mount switching diode

MMBD2835/MMBD2836

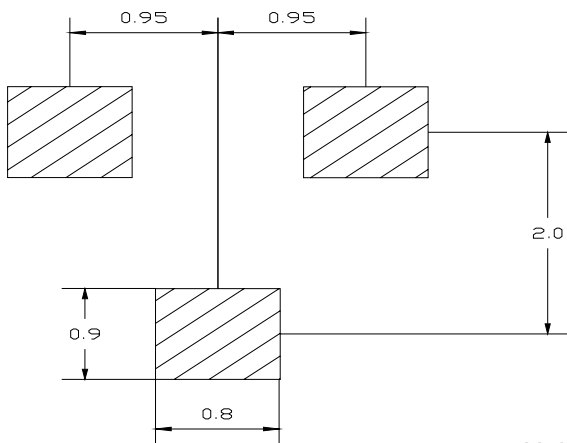
PACKAGE OUTLINE

Plastic surface mounted package

SOT-23



SOLDERING FOOTPRINT



Unit : mm

PACKAGE INFORMATION

Device	Package	Shipping
MMBD2835/MMBD2836	SOT-23	3000/Tape&Reel

www.s-manuals.com