

Measurement To Tool Wrong Number

1. User manual

2. Turn the drum by Standby position.



3. Press Menu select button

4. Show this page on monitor.

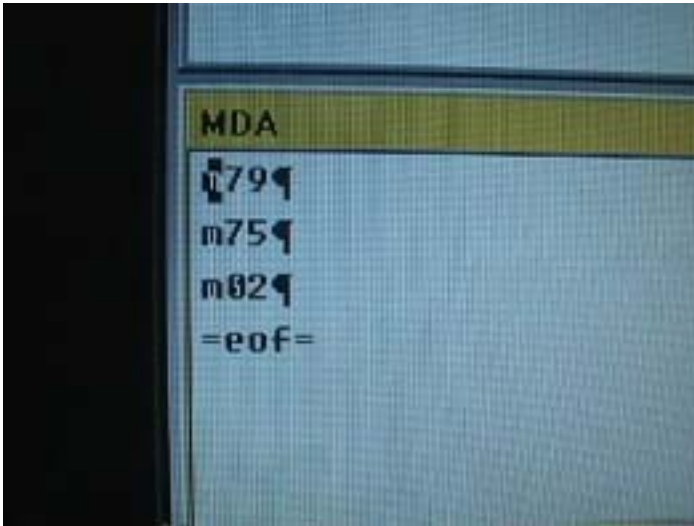


5. Press MDA button

6. Show this page on Monitor.



7. Key in M79 M75 M2



8. Press Cycle start button.




9. Press Menu select button



10. Show this page on monitor.



11. Press Parameter key

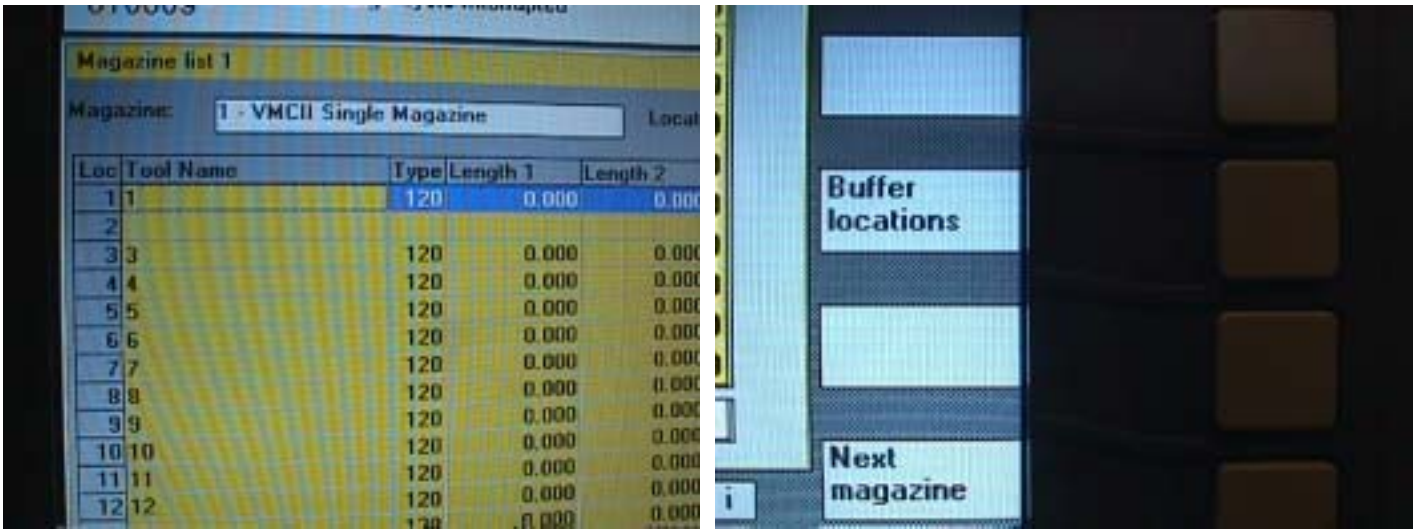


12. Press Magazine list key



13. Show Magazine list on monitor

14. Press Buffer Locations.



15. Show tool data after renew, The spindle tool Number is 1.



16. Finish for tool wrong number setting.